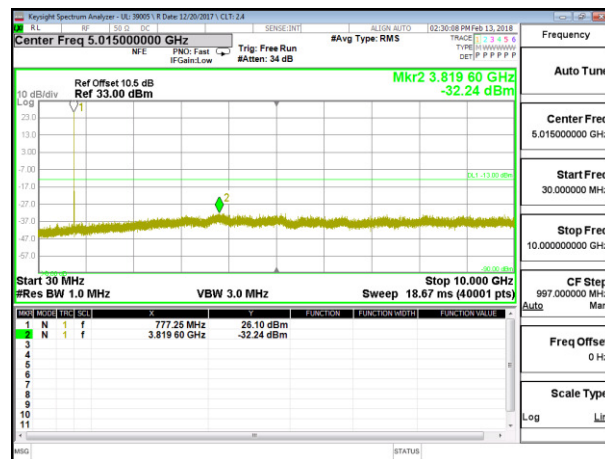
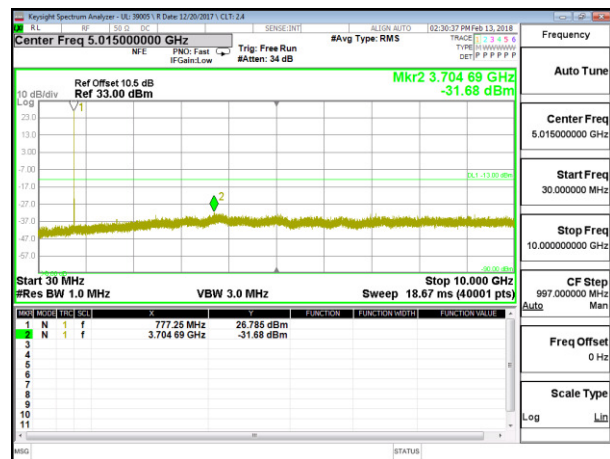


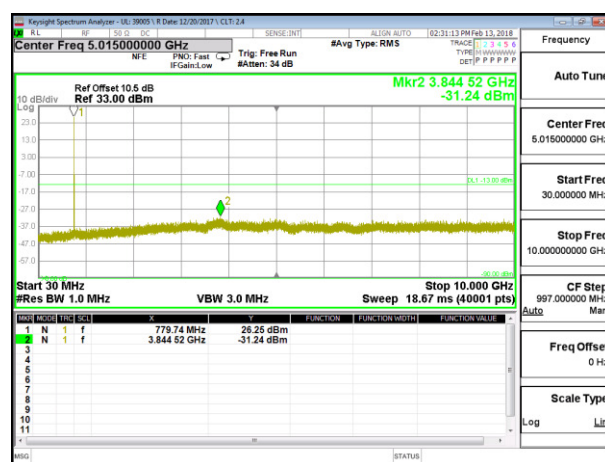
8.3.8. LTE BAND 13



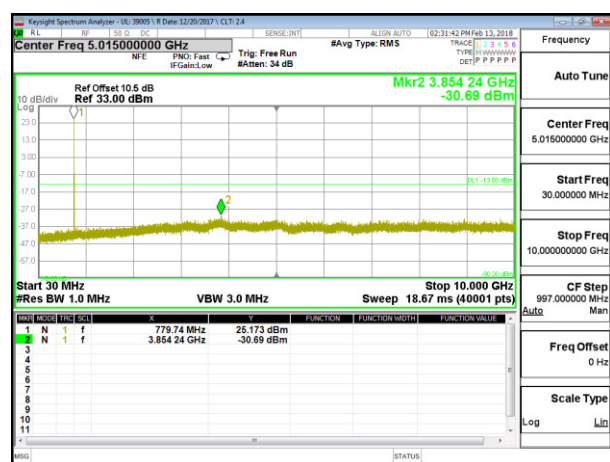
LTE B13 5MHz QPSK Low Channel RB1-0



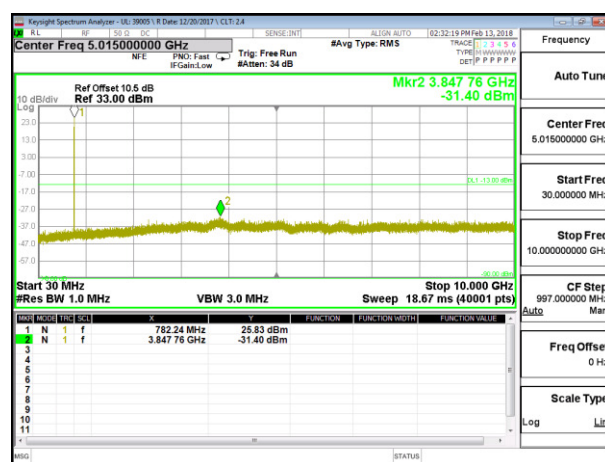
LTE B13 5MHz 16QAM Low Channel RB1-0



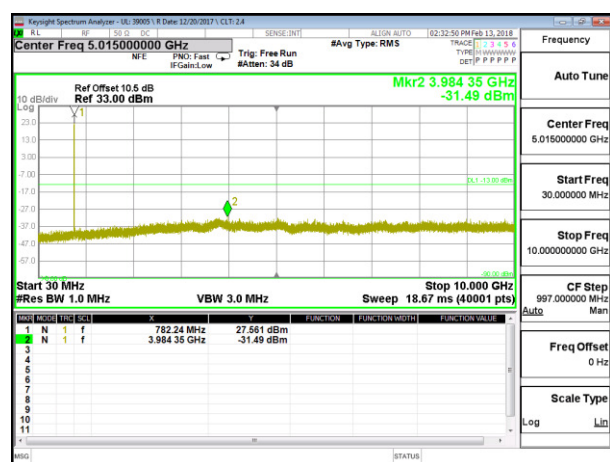
LTE B13 5MHz QPSK Middle Channel RB1-0



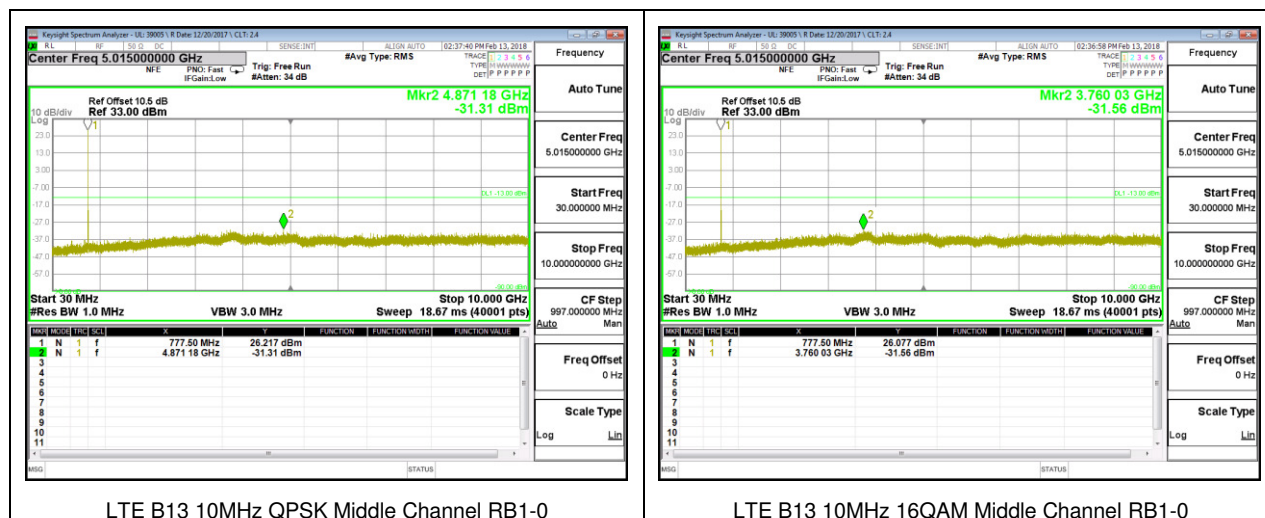
LTE B13 5MHz 16QAM Middle Channel RB1-0



LTE B13 5MHz QPSK High Channel RB1-0



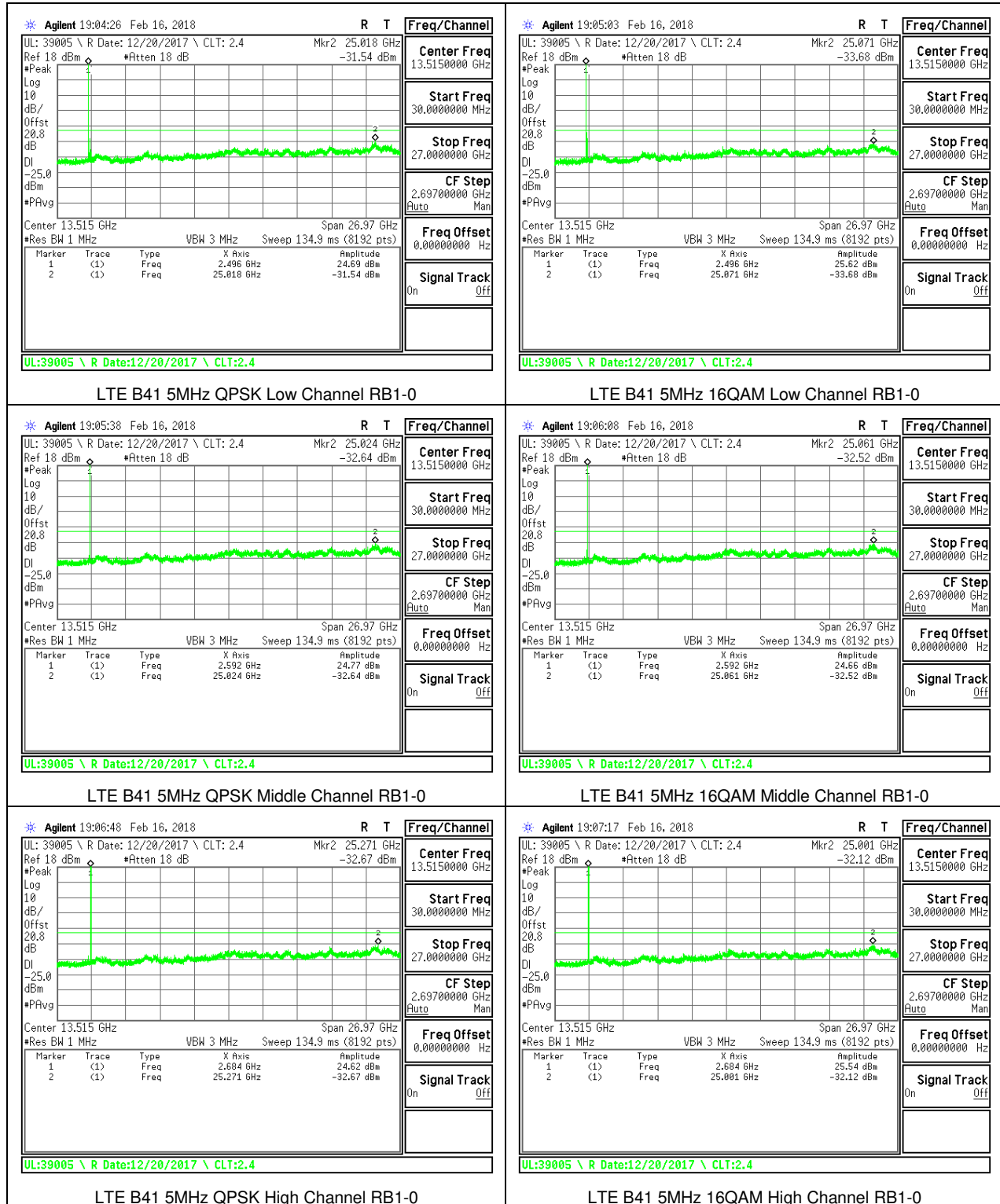
LTE B13 5MHz 16QAM High Channel RB1-0

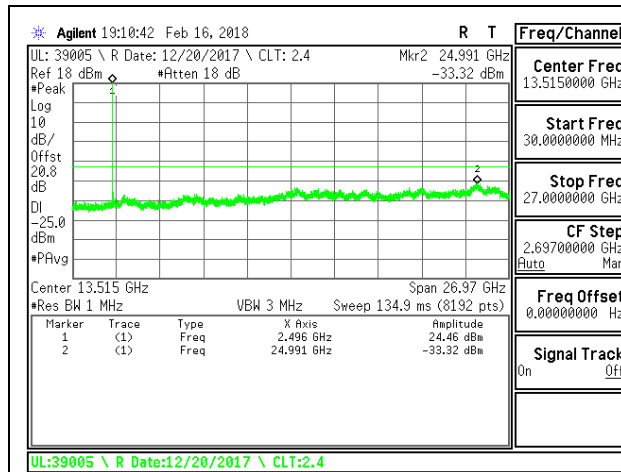


8.3.9. LTE BAND 17

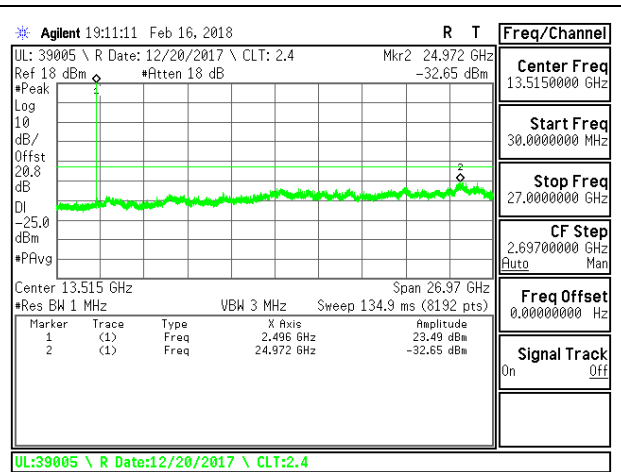
LTE Band 17 (Frequency range: 704-716 MHz) is covered by LTE Band 12 (Frequency range: 699-716 MHz) due to similar frequency range, same maximum tune-up limit and same channel bandwidth (5 & 10 MHz).

8.3.10. LTE BAND 41

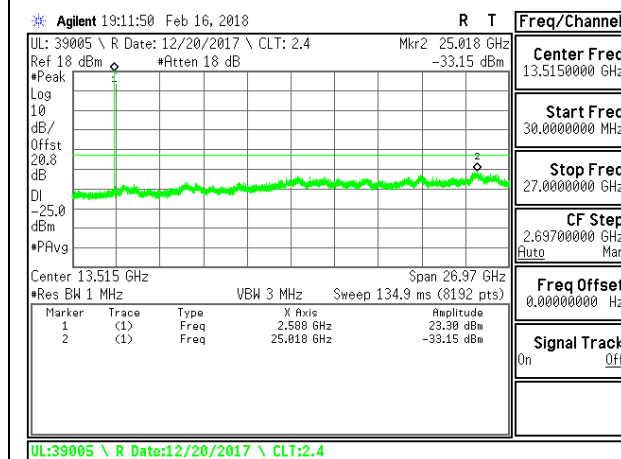




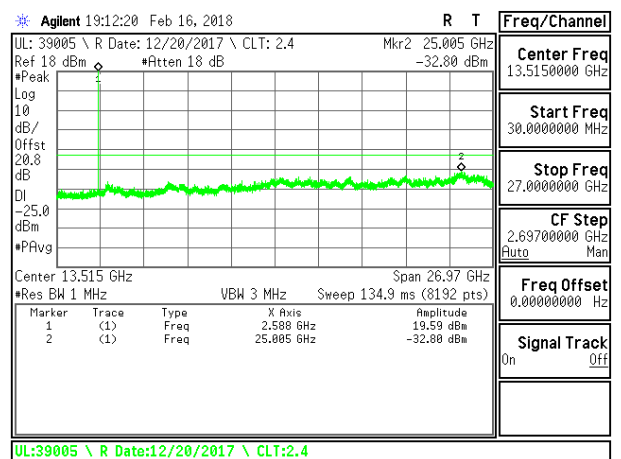
LTE B41 10MHz QPSK Low Channel RB1-0



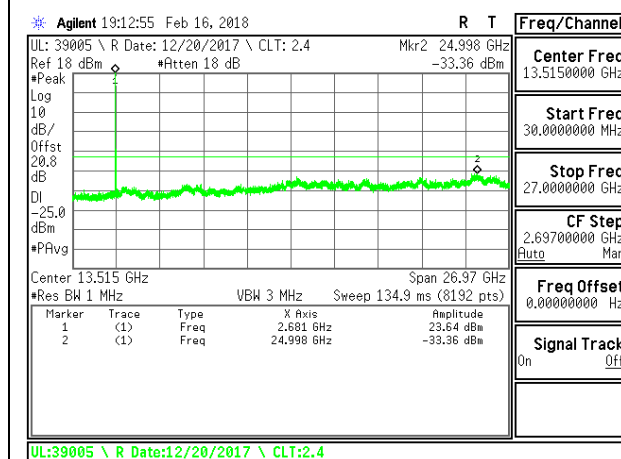
LTE B41 10MHz 16QAM Low Channel RB1-0



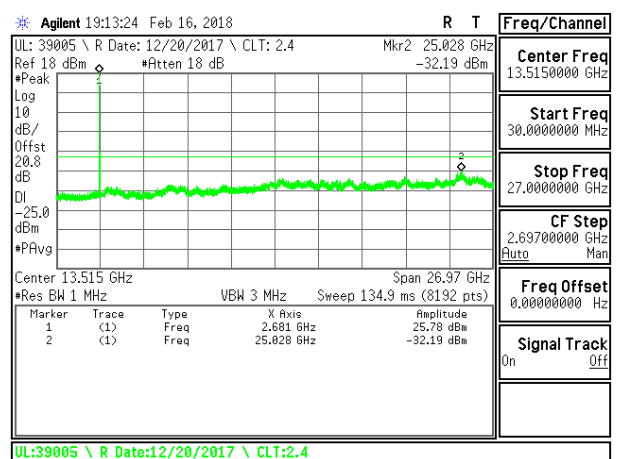
LTE B41 10MHz QPSK Middle Channel RB1-0



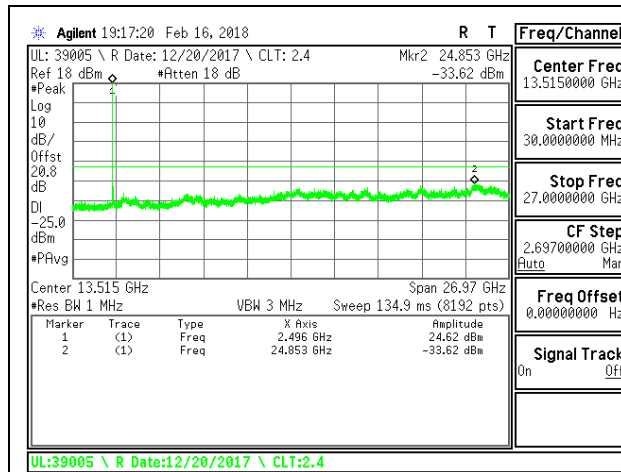
LTE B41 10MHz 16QAM Middle Channel RB1-0



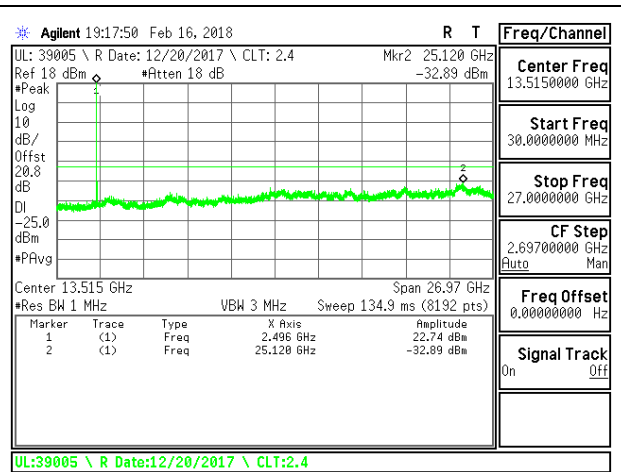
LTE B41 10MHz QPSK High Channel RB1-0



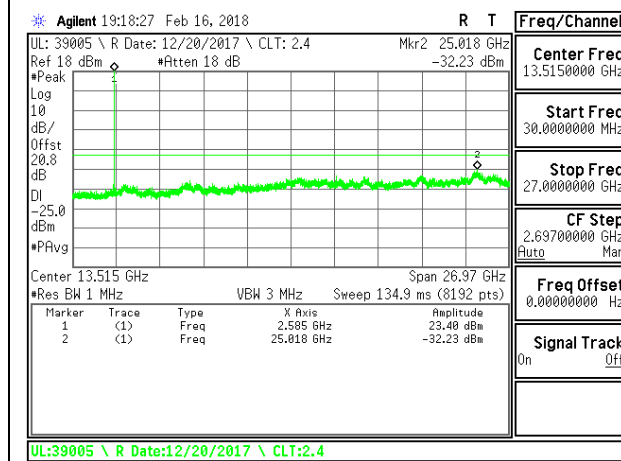
LTE B41 10MHz 16QAM High Channel RB1-0



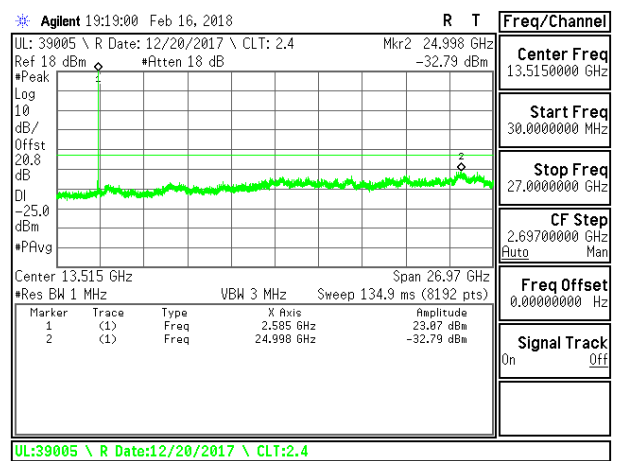
LTE B41 15MHz QPSK Low Channel RB1-0



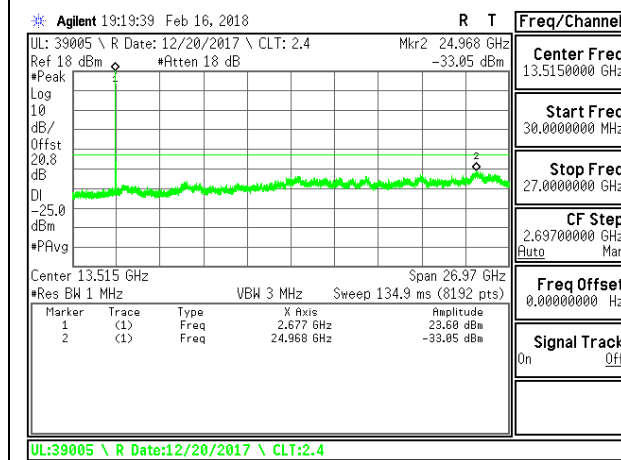
LTE B41 15MHz 16QAM Low Channel RB1-0



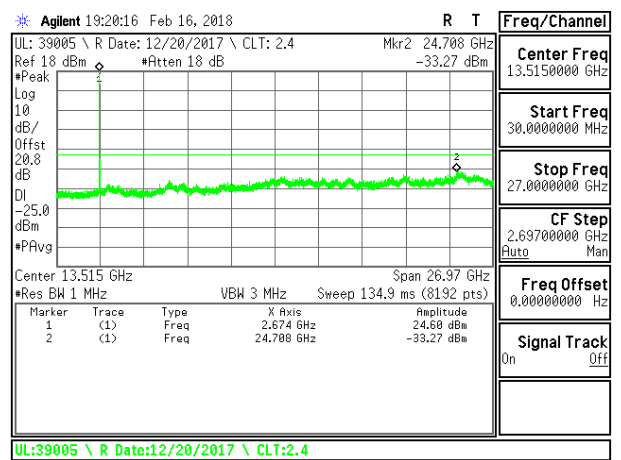
LTE B41 15MHz QPSK Middle Channel RB1-0



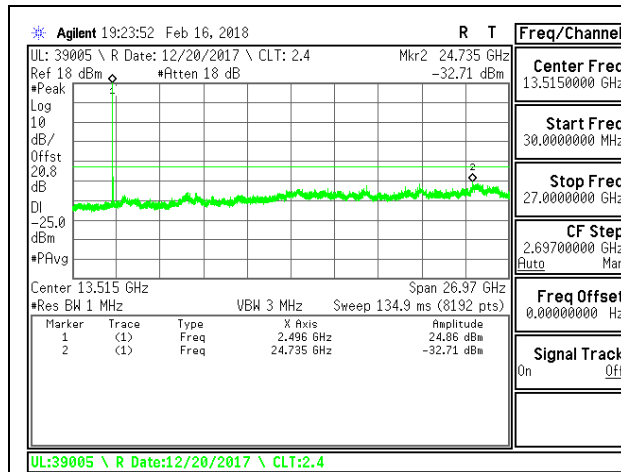
LTE B41 15MHz 16QAM Middle Channel RB1-0



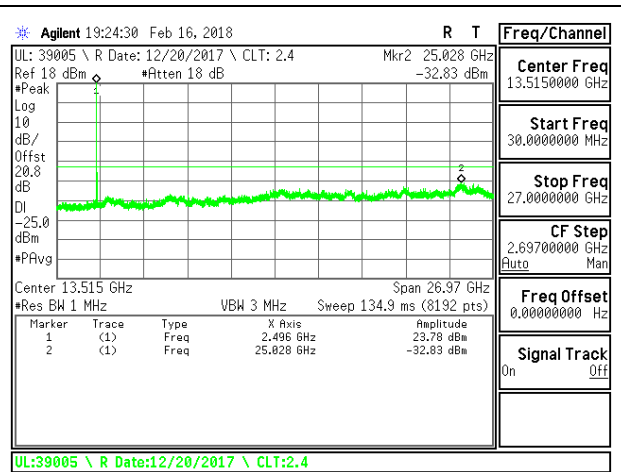
LTE B41 15MHz QPSK High Channel RB1-0



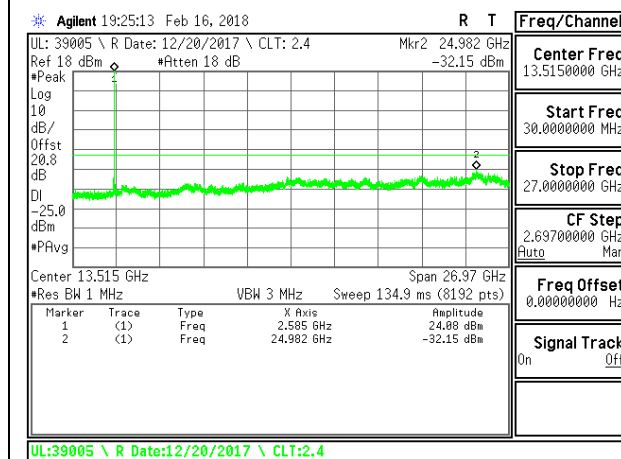
LTE B41 15MHz 16QAM High Channel RB1-0



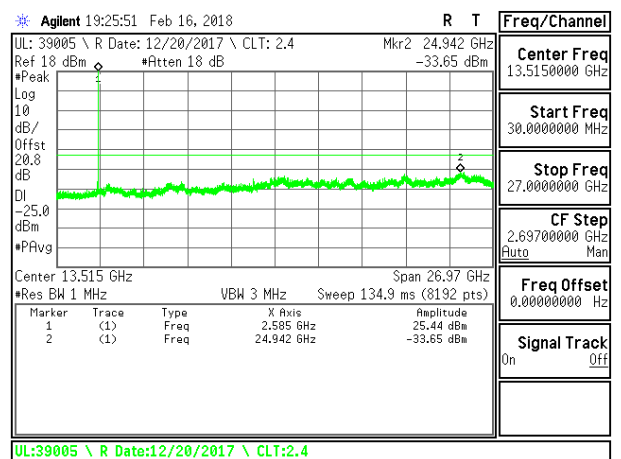
LTE B41 20MHz QPSK Low Channel RB1-0



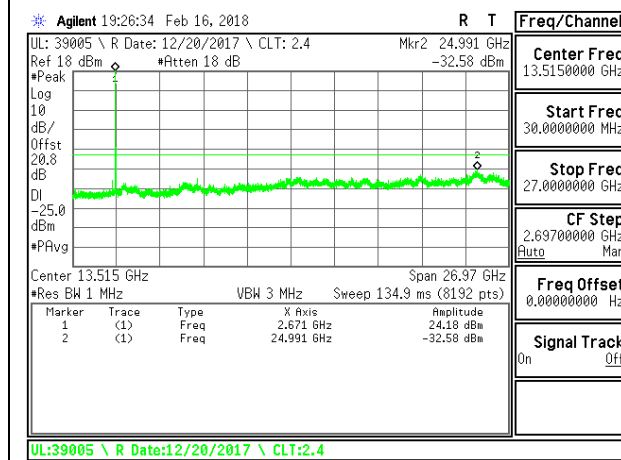
LTE B41 20MHz 16QAM Low Channel RB1-0



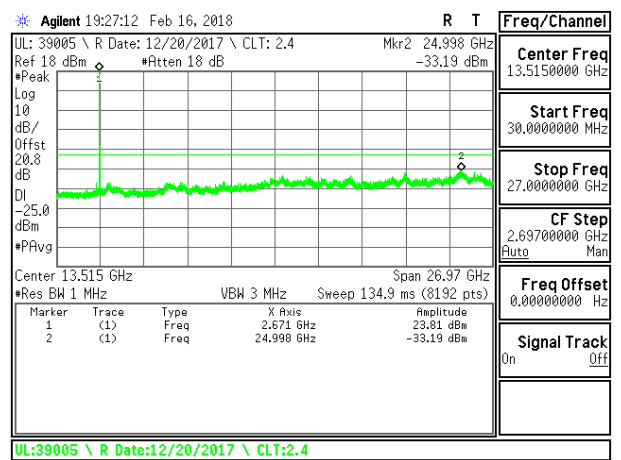
LTE B41 20MHz QPSK Middle Channel RB1-0



LTE B41 20MHz 16QAM Middle Channel RB1-0



LTE B41 20MHz QPSK High Channel RB1-0



LTE B41 20MHz 16QAM High Channel RB1-0

8.4. FREQUENCY STABILITY

RULE PART(S)

FCC: §2.1055, §22.355, §24.235, §27.54

LIMITS

FCC: §22.355

The carrier frequency shall not depart from the reference frequency in excess of ± 2.5 ppm for mobile stations.

FCC: §24.235 & §27.54

The frequency stability shall be sufficient to ensure that the fundamental emission stays within the authorized frequency block.

TEST PROCEDURE

Use CMW 500 with Frequency Error measurement capability.

- Temp. = -30°C to $+50^{\circ}\text{C}$
- Voltage = (85% - 115%)
Low voltage, 3.23VDC, Normal, 3.8VDC and High voltage, 4.37VDC.
End Voltage, 3.2VDC.

Frequency Stability vs Temperature:

The EUT is placed inside a temperature chamber. The temperature is set to 20°C and allowed to stabilize. After sufficient soak time, the transmitting frequency error is measured. The temperature is increased by 10 degrees, allowed to stabilize and soak, and then the measurement is repeated. This is repeated until $+50^{\circ}\text{C}$ is reached.

Frequency Stability vs Voltage:

The peak frequency error is recorded (worst-case).

MODES TESTED

- GSM 1900
- LTE Band 4
- LTE Band 5
- LTE Band 7
- LTE Band 12
- LTE Band 13

RESULTS

See the following pages.

Note(s):

GSM 850 Band Measured Results

GSM 850 (Frequency range: 824-849 MHz) is covered by LTE Band 5 (Frequency range: 824-849 MHz) no testing is necessary due to overlapping frequency range.

WCDMA Band 5 Measured Results

WCDMA Band 5 (Frequency range: 826-84 MHz) is covered by LTE Band 5 (Frequency range: 824-849 MHz) no testing is necessary due to overlapping frequency range.

LTE Band 41 Measured Results

LTE Band 41 (Frequency range: 2496-2690 MHz) is covered by LTE Band 7 (Frequency range: 2500-2570 MHz) no testing is necessary due to overlapping frequency range.

8.4.1. GSM 1900

| | | | |
|------------|-------|--------------|---------|
| ID: | 39005 | Date: | 2/14/18 |
|------------|-------|--------------|---------|

| Reference Frequency: GSM1900 Mid Channel | | | 1880 | MHz @ 20°C |
|--|---------------------------------|---|-------------|-------------|
| Limit: to stay +/- 2.5 ppm = | | | 4700.000 | Hz |
| Power Supply (Vdc) | Environment Temperature (°C) | Frequency Deviation Measured with Time Elapse | | |
| | | (MHz) | Delta (ppm) | Limit (ppm) |
| 3.85 | 50 | 1880.000018 | -0.003 | 2.5 |
| 3.85 | 40 | 1880.000017 | -0.003 | 2.5 |
| 3.85 | 30 | 1880.000019 | -0.004 | 2.5 |
| 3.85 | 20 | 1880.000011 | 0 | 2.5 |
| 3.85 | 10 | 1880.000010 | 0.001 | 2.5 |
| 3.85 | 0 | 1880.000012 | 0.000 | 2.5 |
| 3.85 | -10 | 1880.000014 | -0.001 | 2.5 |
| 3.85 | -20 | 1880.000016 | -0.003 | 2.5 |
| 3.85 | -30 | 1880.000018 | -0.004 | 2.5 |

| Reference Frequency: GSM1900 Mid Channel | | | 1880 | MHz @ 20°C |
|--|---------------------------------|---|-------------|-------------|
| Limit: to stay +/- 2.5 ppm = | | | 4700.000 | Hz |
| Power Supply (Vdc) | Environment Temperature (°C) | Frequency Deviation Measured with Time Elapse | | |
| | | (MHz) | Delta (ppm) | Limit (ppm) |
| 3.85 | 25 | 1880.000011 | 0 | 2.5 |
| 4.25 | 25 | 1880.000015 | -0.002 | 2.5 |
| 3.65 | 25 | 1880.000012 | 0.000 | 2.5 |

8.4.2. LTE BAND 4

| | | | |
|------------|-------|--------------|---------|
| ID: | 39005 | Date: | 2/14/18 |
|------------|-------|--------------|---------|

QPSK, (20MHz BANDWIDTH)

| Reference Frequency: LTE Band 4 Mid Channel | | | 1732.5 | MHz @ 20°C |
|---|---------------------------------|---|-------------|-------------|
| Limit: to stay +/- 2.5 ppm = | | | 4331.250 | Hz |
| Power Supply (Vdc) | Environment Temperature (°C) | Frequency Deviation Measured with Time Elapse | | |
| | | (MHz) | Delta (ppm) | Limit (ppm) |
| 3.85 | 50 | 1732.500007 | 0.001 | 2.5 |
| 3.85 | 40 | 1732.500007 | 0.001 | 2.5 |
| 3.85 | 30 | 1732.500005 | 0.002 | 2.5 |
| 3.85 | 20 | 1732.500008 | 0 | 2.5 |
| 3.85 | 10 | 1732.500006 | 0.002 | 2.5 |
| 3.85 | 0 | 1732.500005 | 0.002 | 2.5 |
| 3.85 | -10 | 1732.500005 | 0.002 | 2.5 |
| 3.85 | -20 | 1732.500005 | 0.002 | 2.5 |
| 3.85 | -30 | 1732.500004 | 0.002 | 2.5 |

| Reference Frequency: LTE Band 4 Mid Channel | | | 1732.5 | MHz @ 20°C |
|---|---------------------------------|---|-------------|-------------|
| Limit: to stay +/- 2.5 ppm = | | | 4331.250 | Hz |
| Power Supply (Vdc) | Environment Temperature (°C) | Frequency Deviation Measured with Time Elapse | | |
| | | (MHz) | Delta (ppm) | Limit (ppm) |
| 3.85 | 25 | 1732.500008 | 0 | 2.5 |
| 4.25 | 25 | 1732.500009 | 0.000 | 2.5 |
| 3.65 | 25 | 1732.500010 | -0.001 | 2.5 |

8.4.3. LTE BAND 5

| | | | |
|------------|-------|--------------|---------|
| ID: | 39005 | Date: | 2/14/18 |
|------------|-------|--------------|---------|

QPSK, (10MHz BANDWIDTH)

| Reference Frequency: LTE Band 5 Mid Channel | | | 836.5 | MHz @ 20°C |
|---|---------------------------------|---|-------------|-------------|
| Limit: to stay +- 2.5 ppm = | | | 2091.250 | Hz |
| Power Supply (Vdc) | Environment Temperature (°C) | Frequency Deviation Measured with Time Elapse | | |
| | | (MHz) | Delta (ppm) | Limit (ppm) |
| 3.85 | 50 | 836.499991 | 0.000 | 2.5 |
| 3.85 | 40 | 836.499993 | -0.001 | 2.5 |
| 3.85 | 30 | 836.499993 | -0.002 | 2.5 |
| 3.85 | 20 | 836.499991 | 0 | 2.5 |
| 3.85 | 10 | 836.499993 | -0.002 | 2.5 |
| 3.85 | 0 | 836.499990 | 0.002 | 2.5 |
| 3.85 | -10 | 836.499993 | -0.002 | 2.5 |
| 3.85 | -20 | 836.499992 | -0.001 | 2.5 |
| 3.85 | -30 | 836.499992 | 0.000 | 2.5 |

| Reference Frequency: LTE Band 5 Mid Channel | | | 836.5 | MHz @ 20°C |
|---|---------------------------------|---|-------------|-------------|
| Limit: to stay +/- 2.5 ppm = | | | 2091.250 | Hz |
| Power Supply (Vdc) | Environment Temperature (°C) | Frequency Deviation Measured with Time Elapse | | |
| | | (MHz) | Delta (ppm) | Limit (ppm) |
| 3.85 | 25 | 836.499991 | 0 | 2.5 |
| 4.25 | 25 | 836.499993 | -0.002 | 2.5 |
| 3.65 | 25 | 836.499992 | 0.000 | 2.5 |

8.4.4. LTE BAND 7

| | | | |
|------------|-------|--------------|---------|
| ID: | 39005 | Date: | 2/14/18 |
|------------|-------|--------------|---------|

QPSK, (20MHz BANDWIDTH)

| Reference Frequency: LTE Band 7 Mid Channel | | | 2535 | MHz @ 20°C |
|---|---------------------------------|---|-------------|-------------|
| Limit: to stay +/- 2.5 ppm = | | | 6337.500 | Hz |
| Power Supply (Vdc) | Environment Temperature (°C) | Frequency Deviation Measured with Time Elapse | | |
| | | (MHz) | Delta (ppm) | Limit (ppm) |
| 3.85 | 50 | 2535.000015 | 0.000 | 2.5 |
| 3.85 | 40 | 2535.000016 | -0.001 | 2.5 |
| 3.85 | 30 | 2535.000013 | 0.001 | 2.5 |
| 3.85 | 20 | 2535.000015 | 0 | 2.5 |
| 3.85 | 10 | 2535.000017 | -0.001 | 2.5 |
| 3.85 | 0 | 2535.000015 | 0.000 | 2.5 |
| 3.85 | -10 | 2535.000016 | -0.001 | 2.5 |
| 3.85 | -20 | 2535.000015 | 0.000 | 2.5 |
| 3.85 | -30 | 2535.000015 | 0.000 | 2.5 |

| Reference Frequency: LTE Band 7 Mid Channel | | | 2535 | MHz @ 20°C |
|---|---------------------------------|---|-------------|-------------|
| Limit: to stay +/- 2.5 ppm = | | | 6337.500 | Hz |
| Power Supply (Vdc) | Environment Temperature (°C) | Frequency Deviation Measured with Time Elapse | | |
| | | (MHz) | Delta (ppm) | Limit (ppm) |
| 3.85 | 25 | 2535.000015 | 0 | 2.5 |
| 4.25 | 25 | 2535.000016 | 0.000 | 2.5 |
| 3.65 | 25 | 2535.000016 | -0.001 | 2.5 |

8.4.5. LTE BAND 12

| | | | |
|------------|-------|--------------|---------|
| ID: | 39005 | Date: | 2/14/18 |
|------------|-------|--------------|---------|

QPSK, (10MHz BANDWIDTH)

| Reference Frequency: LTE Band 12 Mid Channel 707.5 MHz @ 20°C Limit: to stay +/- 2.5 ppm = 1768.750 Hz | | | | |
|---|------------------------------|---|-------------|-------------|
| Power Supply (Vdc) | Environment Temperature (°C) | Frequency Deviation Measured with Time Elapse | | |
| | | (MHz) | Delta (ppm) | Limit (ppm) |
| 3.85 | 50 | 707.499998 | -0.008 | 2.5 |
| 3.85 | 40 | 707.499997 | -0.006 | 2.5 |
| 3.85 | 30 | 707.499997 | -0.007 | 2.5 |
| 3.85 | 20 | 707.499993 | 0 | 2.5 |
| 3.85 | 10 | 707.499994 | -0.002 | 2.5 |
| 3.85 | 0 | 707.499994 | -0.001 | 2.5 |
| 3.85 | -10 | 707.499995 | -0.003 | 2.5 |
| 3.85 | -20 | 707.499994 | -0.002 | 2.5 |
| 3.85 | -30 | 707.499994 | -0.001 | 2.5 |

| Reference Frequency: LTE Band 12 Mid Channel 707.5 MHz @ 20°C Limit: to stay +/- 2.5 ppm = 1768.750 Hz | | | | |
|---|------------------------------|---|-------------|-------------|
| Power Supply (Vdc) | Environment Temperature (°C) | Frequency Deviation Measured with Time Elapse | | |
| | | (MHz) | Delta (ppm) | Limit (ppm) |
| 3.85 | 25 | 707.499993 | 0 | 2.5 |
| 4.25 | 25 | 707.499994 | -0.002 | 2.5 |
| 3.65 | 25 | 707.499994 | -0.003 | 2.5 |

8.4.6. LTE BAND 13

| | | | |
|------------|-------|--------------|---------|
| ID: | 39005 | Date: | 2/14/18 |
|------------|-------|--------------|---------|

QPSK, (10MHz BANDWIDTH)

| Reference Frequency: LTE Band 13 Mid Channel 782 MHz @ 20°C Limit: to stay +/- 2.5 ppm = 1955.000 Hz | | | | |
|---|------------------------------|---|-------------|-------------|
| Power Supply (Vdc) | Environment Temperature (°C) | Frequency Deviation Measured with Time Elapse | | |
| | | (MHz) | Delta (ppm) | Limit (ppm) |
| 3.85 | 50 | 781.999988 | 0.002 | 2.5 |
| 3.85 | 40 | 781.999989 | 0.000 | 2.5 |
| 3.85 | 30 | 781.999990 | 0.000 | 2.5 |
| 3.85 | 20 | 781.999989 | 0 | 2.5 |
| 3.85 | 10 | 781.999992 | -0.003 | 2.5 |
| 3.85 | 0 | 781.999992 | -0.003 | 2.5 |
| 3.85 | -10 | 781.999992 | -0.004 | 2.5 |
| 3.85 | -20 | 781.999992 | -0.003 | 2.5 |
| 3.85 | -30 | 781.999994 | -0.005 | 2.5 |

| Reference Frequency: LTE Band 13 Mid Channel 782 MHz @ 20°C Limit: to stay +/- 2.5 ppm = 1955.000 Hz | | | | |
|---|------------------------------|---|-------------|-------------|
| Power Supply (Vdc) | Environment Temperature (°C) | Frequency Deviation Measured with Time Elapse | | |
| | | (MHz) | Delta (ppm) | Limit (ppm) |
| 3.85 | 25 | 781.999989 | 0 | 2.5 |
| 4.25 | 25 | 781.999990 | 0.000 | 2.5 |
| 3.65 | 25 | 781.999990 | -0.001 | 2.5 |

8.5. PEAK-TO-AVERAGE POWER RATIO

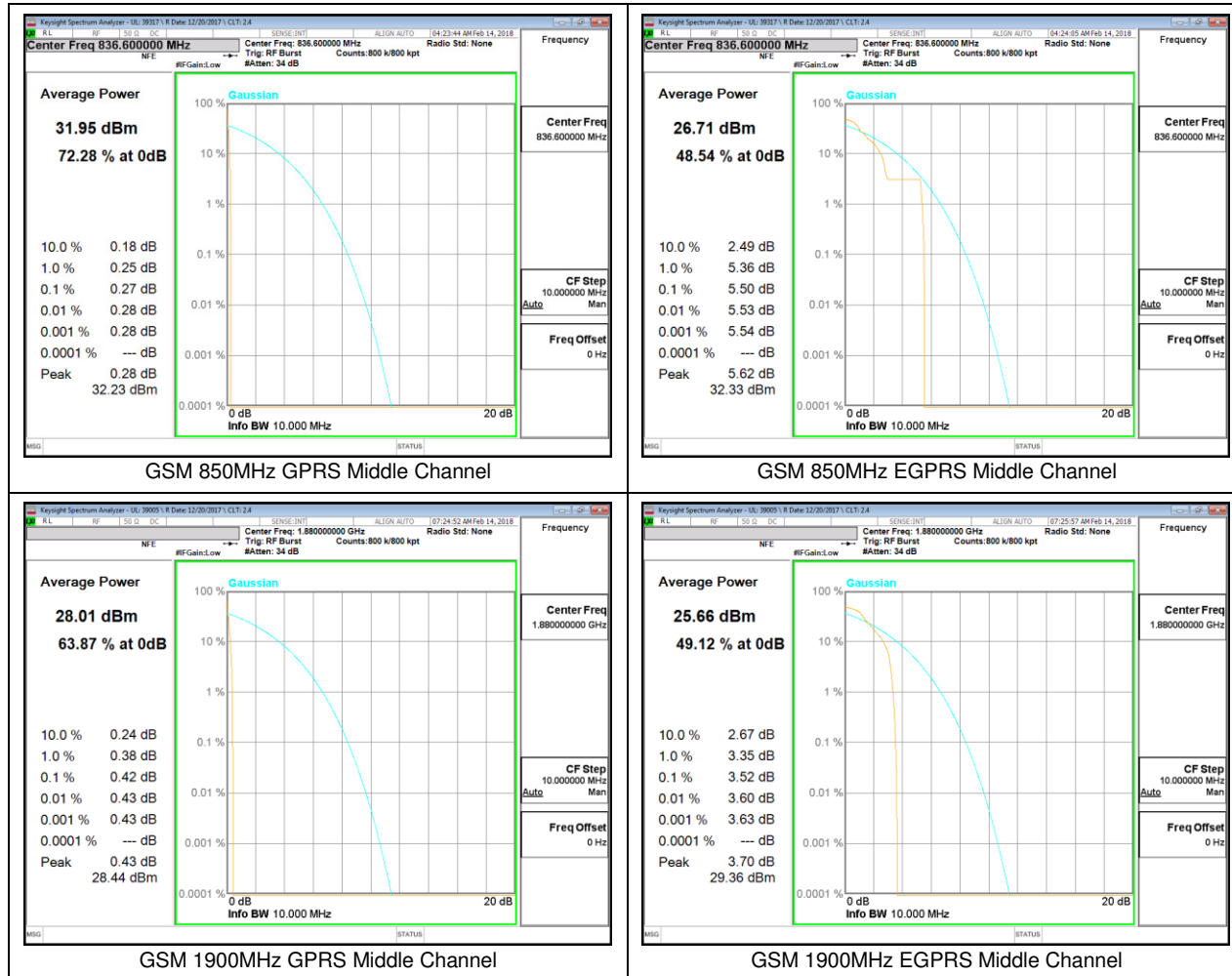
LIMIT

In addition, the peak-to-average power ratio (PAPR) of the transmitter shall not exceed 13 dB for more than 0.1% of the time and shall use a signal corresponding to the highest PAPR during periods of continuous transmission.

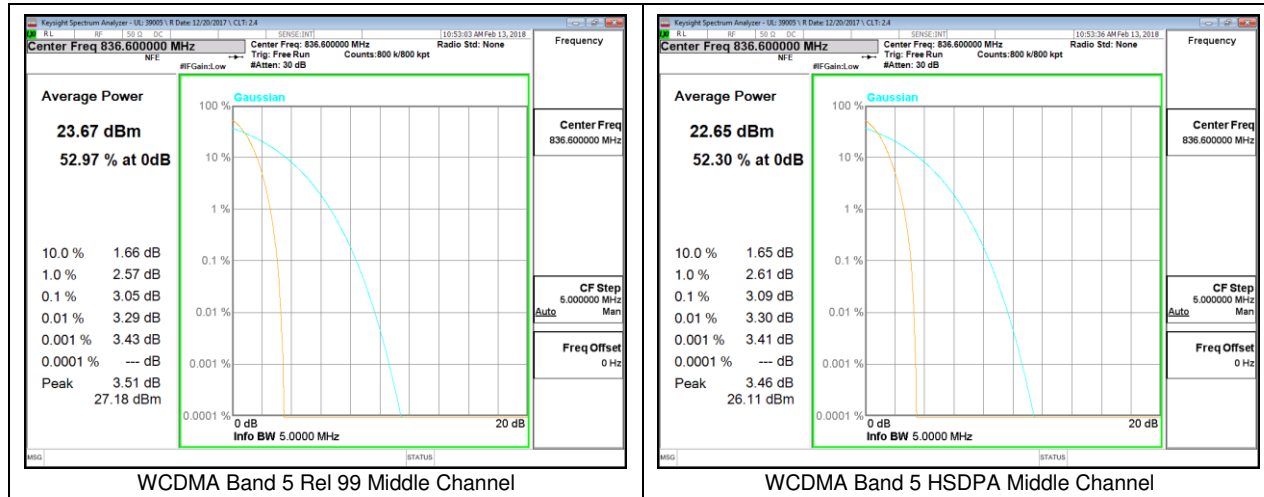
RESULT

Full resource block (FRB) for each bandwidth was used to measure as the worst case. The results from all CCDF measurements are passed with 13dB peak-to-average power ratio criteria.

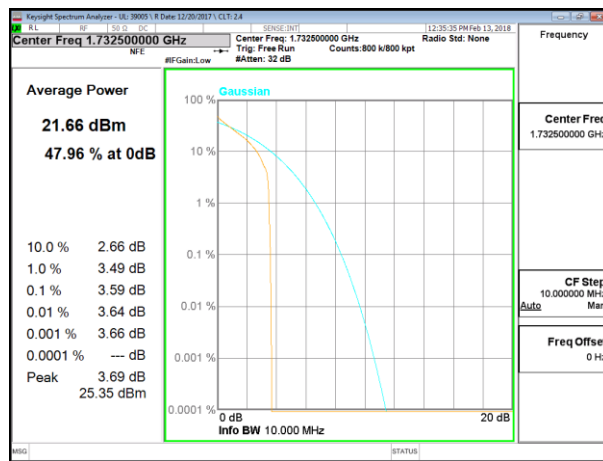
8.5.1. GSM



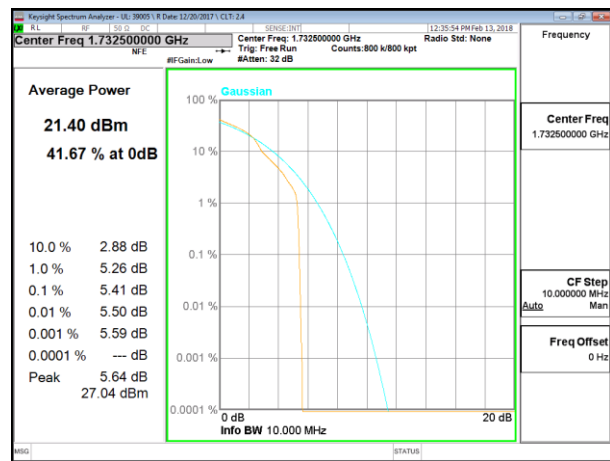
8.5.2. WCDMA



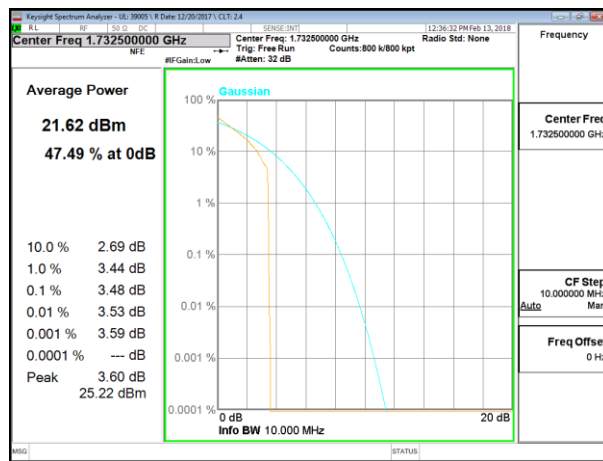
8.5.3. LTE BAND 4



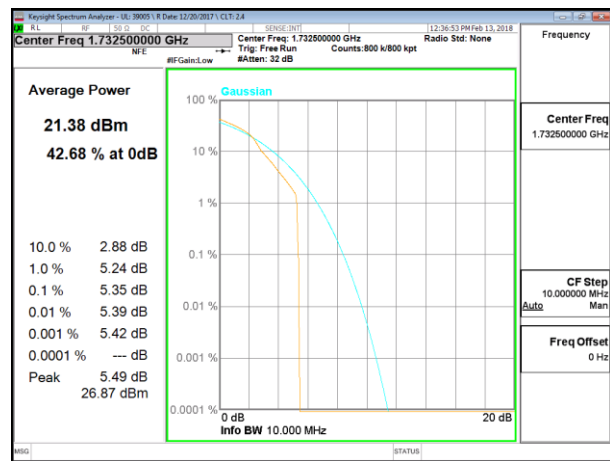
LTE B4 1.4MHz QPSK Middle Channel



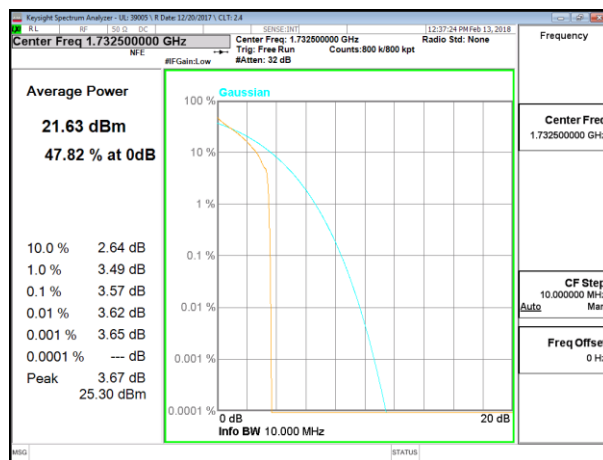
LTE B4 1.4MHz 16QAM Middle Channel



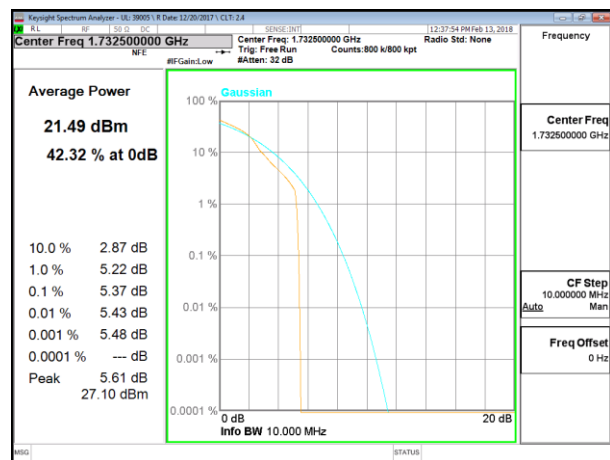
LTE B4 3MHz QPSK Middle Channel



LTE B4 3MHz 16QAM Middle Channel



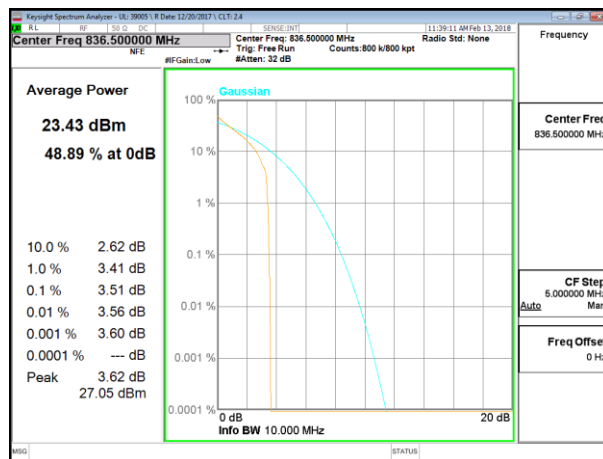
LTE B4 5MHz QPSK Middle Channel



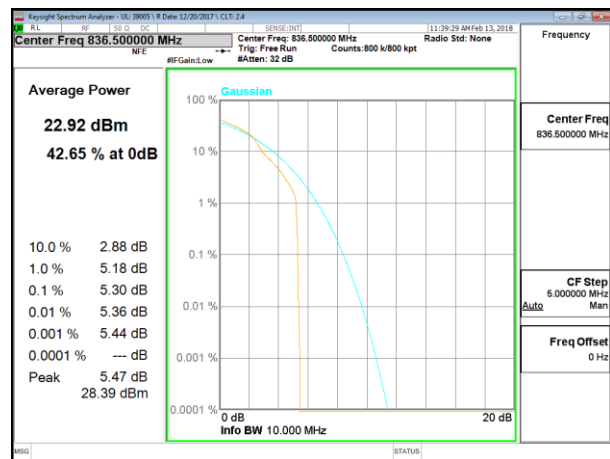
LTE B4 5MHz 16QAM Middle Channel



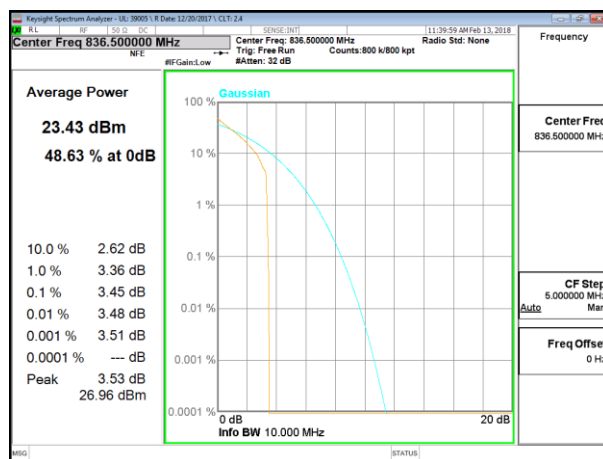
8.5.4. LTE BAND 5



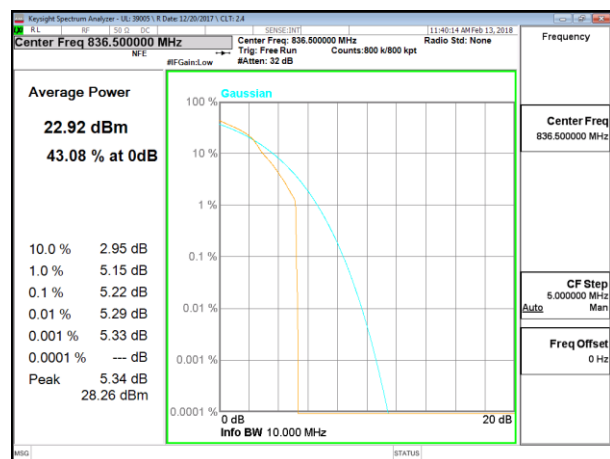
LTE B5 1.4MHz QPSK Middle Channel



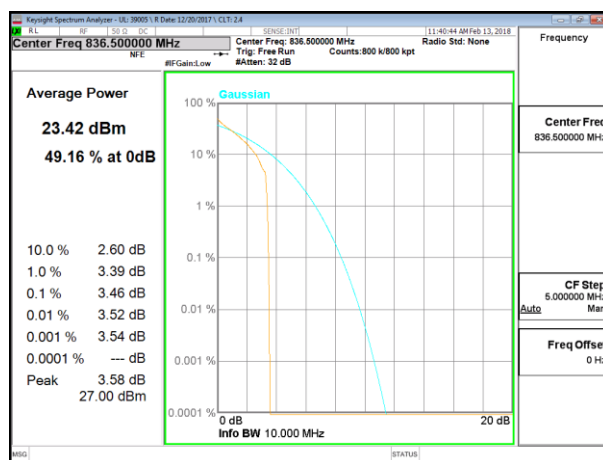
LTE B5 1.4MHz 16QAM Middle Channel



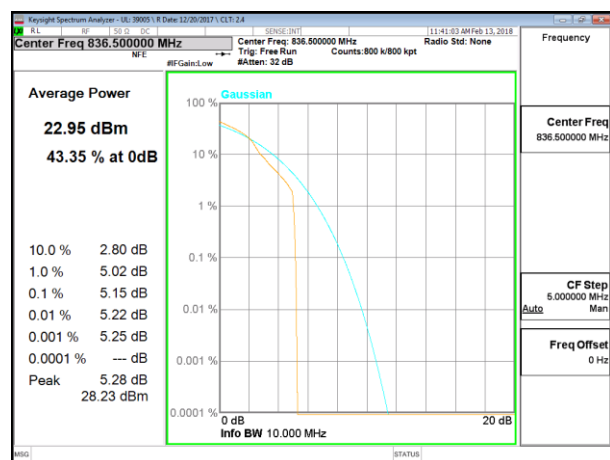
LTE B5 3MHz QPSK Middle Channel



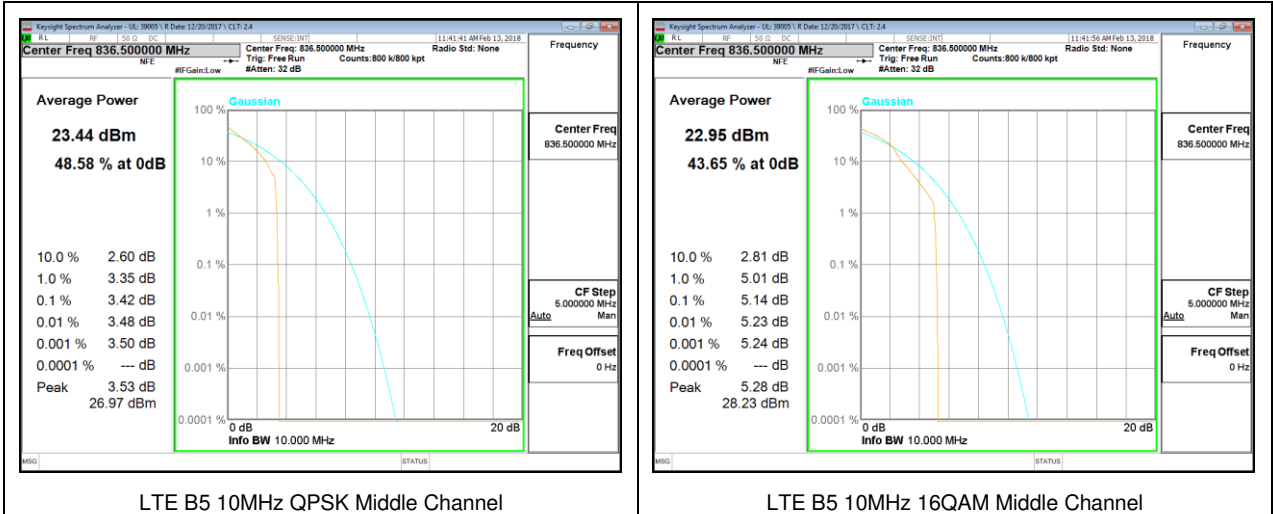
LTE B5 3MHz 16QAM Middle Channel



LTE B5 5MHz QPSK Middle Channel



LTE B5 5MHz 16QAM Middle Channel



Keysight Spectrum Analyzer - UL 39005 V R Date 12/20/2017 / CLT: 2.4

Center Freq 836.500000 MHz

Center Freq: 836.500000 MHz

Trig: Free Run

Counts: 800 k/800 kpt

Radio Std: None

Frequency

Center Freq 836.500000 MHz

CF Step 5.000000 MHz

Auto Man

Freq Offset 0 Hz

Average Power

22.95 dBm

43.65 % at 0dB

10.0 % 2.81 dB

1.0 % 5.01 dB

0.1 % 5.14 dB

0.01 % 5.23 dB

0.001 % 5.24 dB

0.0001 % --- dB

Peak 5.28 dB

28.23 dBm

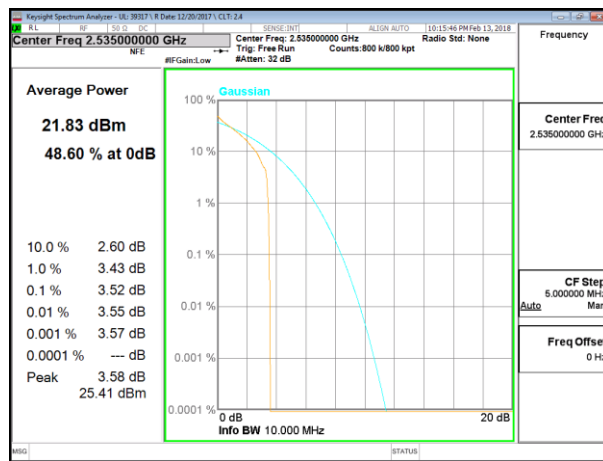
Gaussian

0 dB 10.000 MHz

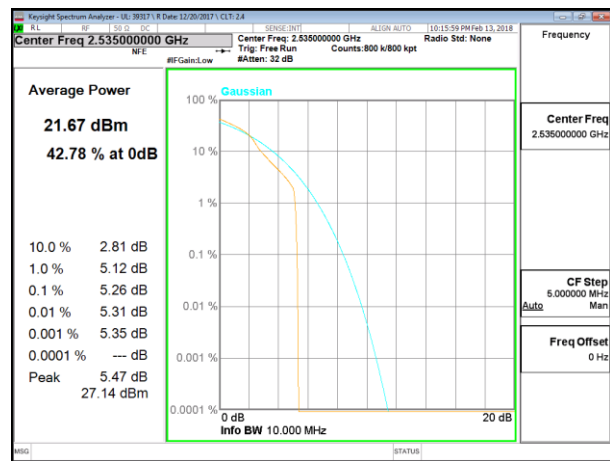
20 dB

LTE B5 10MHz 16QAM Middle Channel

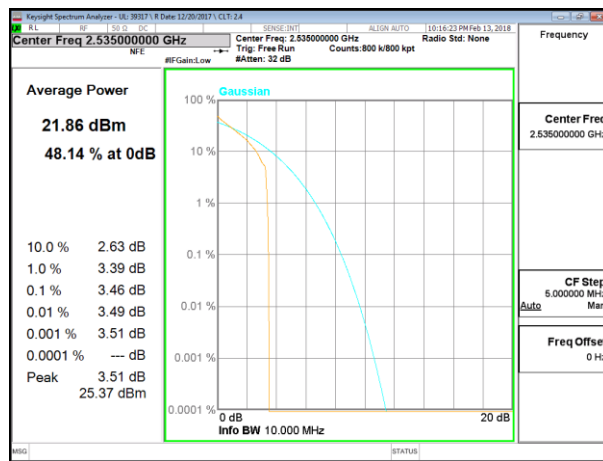
8.5.5. LTE BAND 7



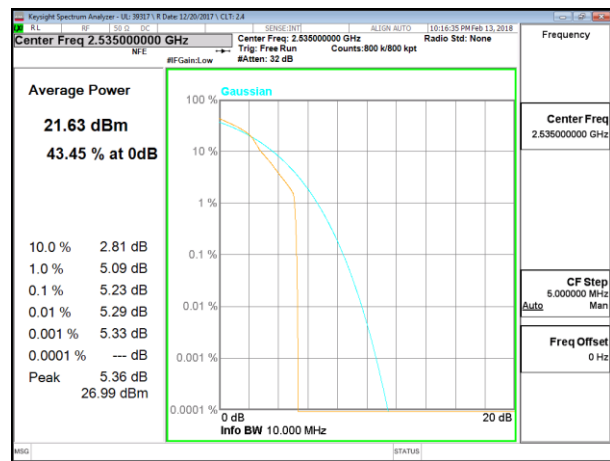
LTE B7 5MHz QPSK Middle Channel



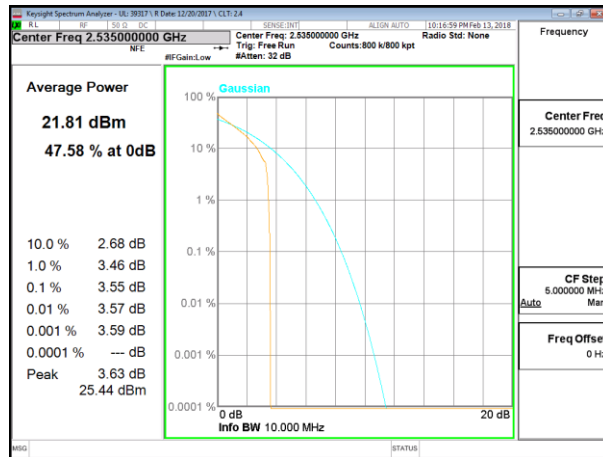
LTE B7 5MHz 16QAM Middle Channel



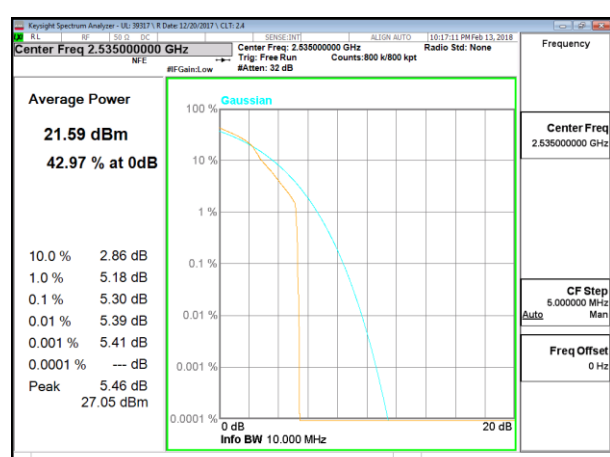
LTE B7 10MHz QPSK Middle Channel



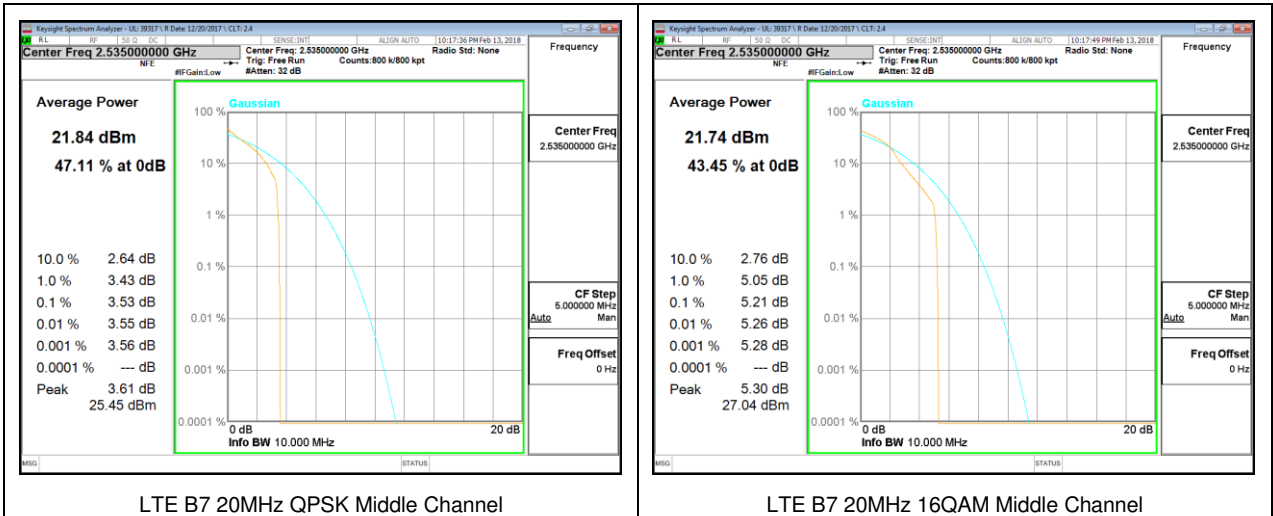
LTE B7 10MHz 16QAM Middle Channel



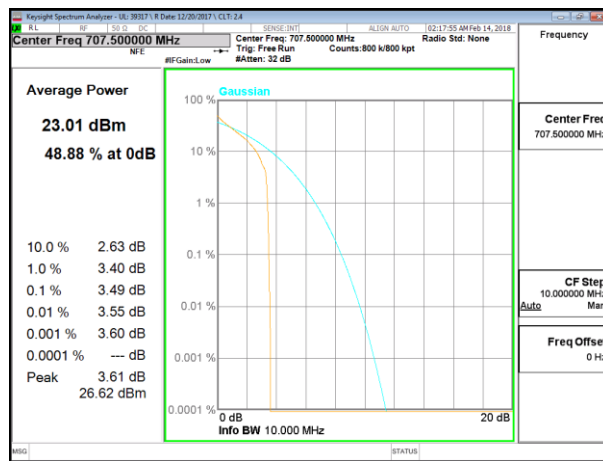
LTE B7 15MHz QPSK Middle Channel



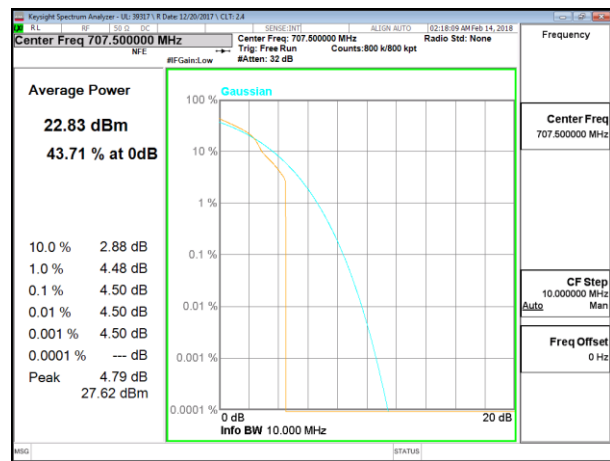
LTE B7 15MHz 16QAM Middle Channel



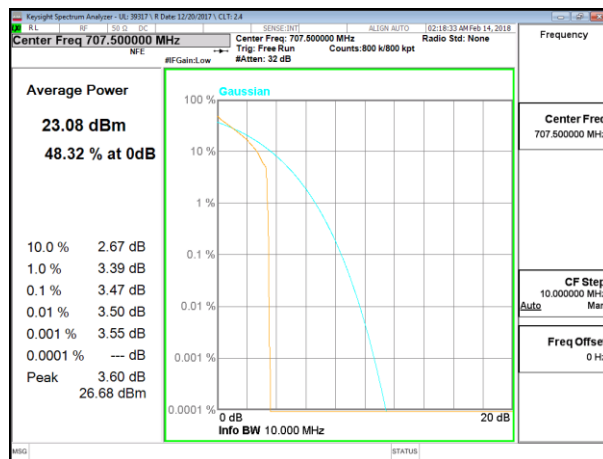
8.5.6. LTE BAND 12



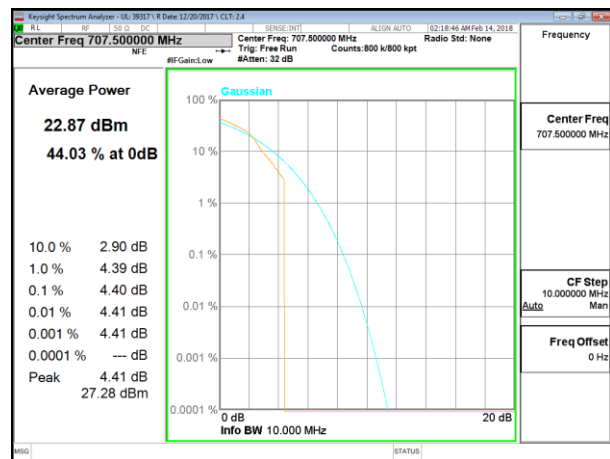
LTE B12 1.4MHz QPSK Middle Channel



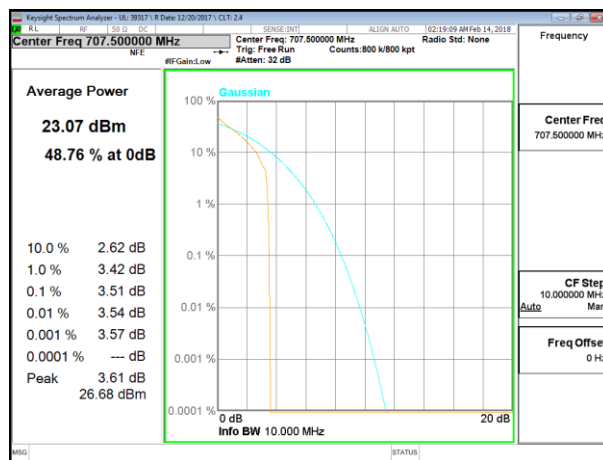
LTE B12 1.4MHz 16QAM Middle Channel



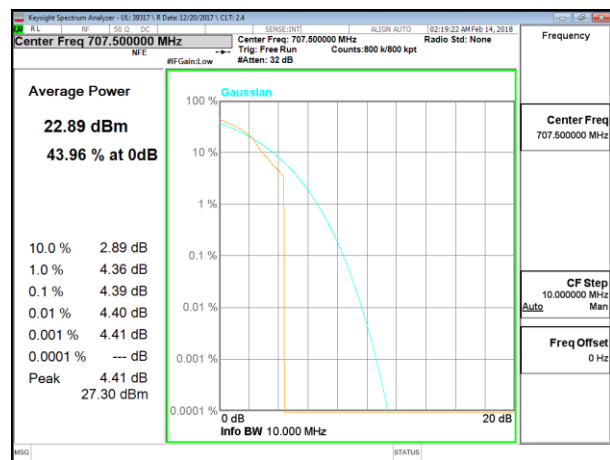
LTE B12 3MHz QPSK Middle Channel



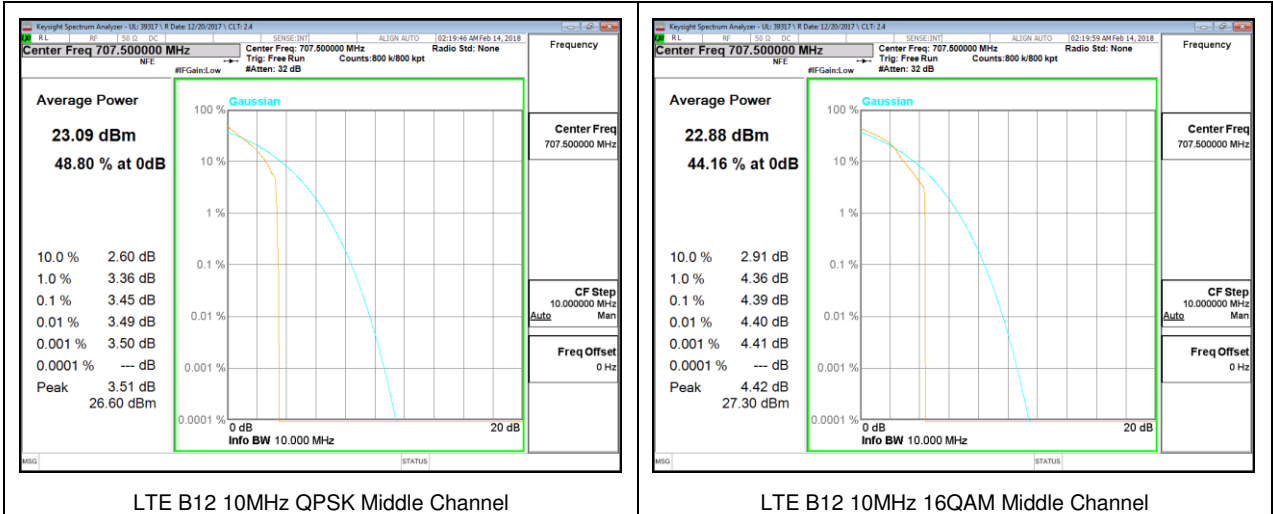
LTE B12 3MHz 16QAM Middle Channel



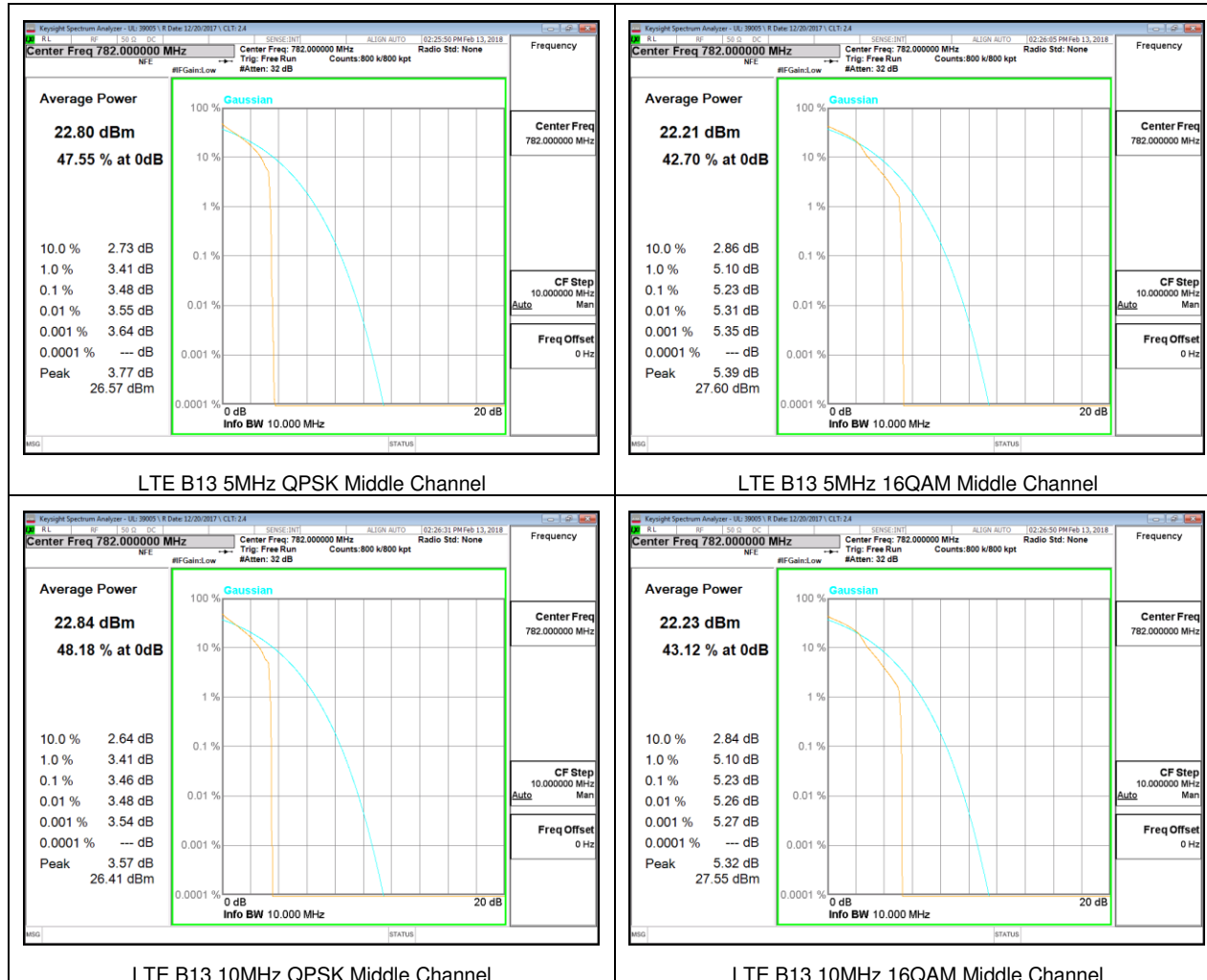
LTE B12 5MHz QPSK Middle Channel



LTE B12 5MHz 16QAM Middle Channel



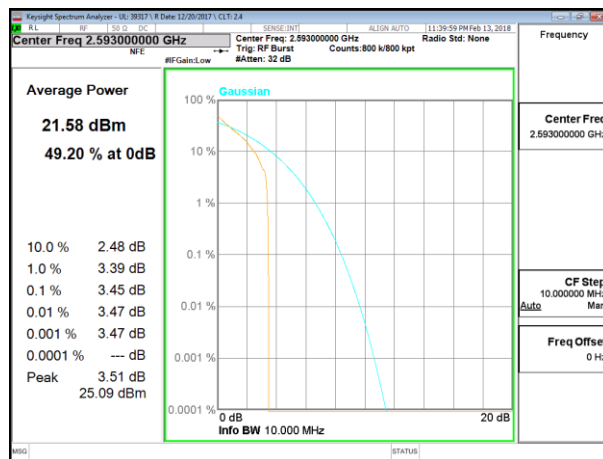
8.5.7. LTE BAND 13



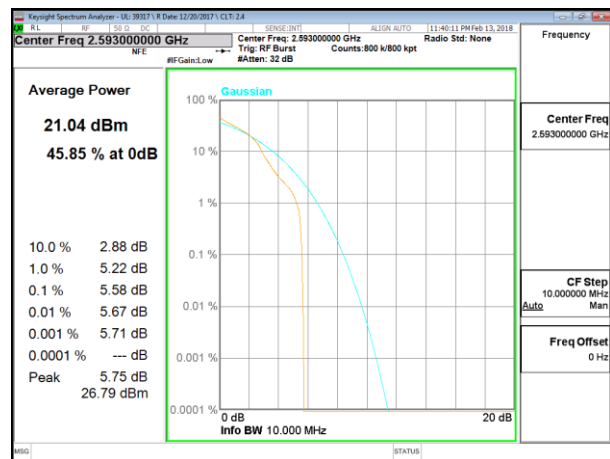
8.5.8. LTE BAND 17

LTE Band 17 (Frequency range: 704-716 MHz) is covered by LTE Band 12 (Frequency range: 699-716 MHz) due to similar frequency range, same maximum tune-up limit and same channel bandwidth (5 & 10 MHz).

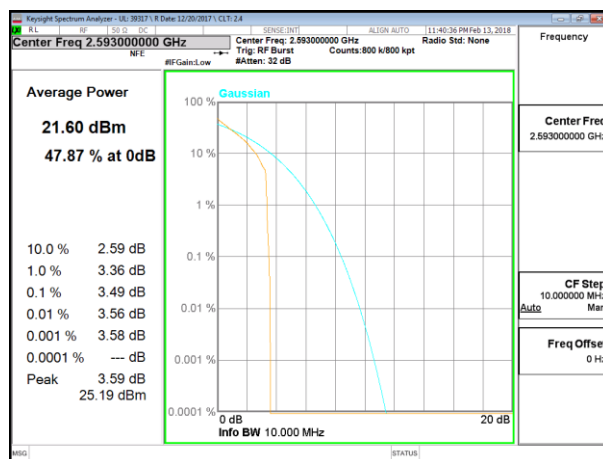
8.5.9. LTE BAND 41



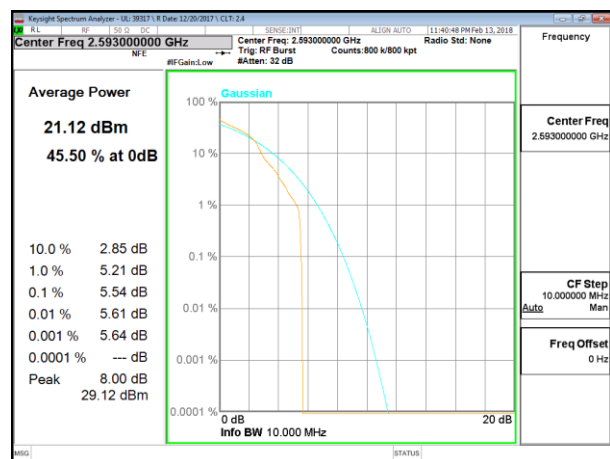
LTE B41 5MHz QPSK Middle Channel



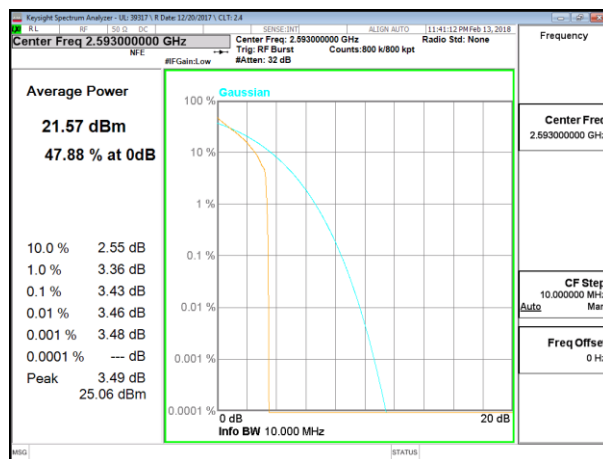
LTE B41 5MHz 16QAM Middle Channel



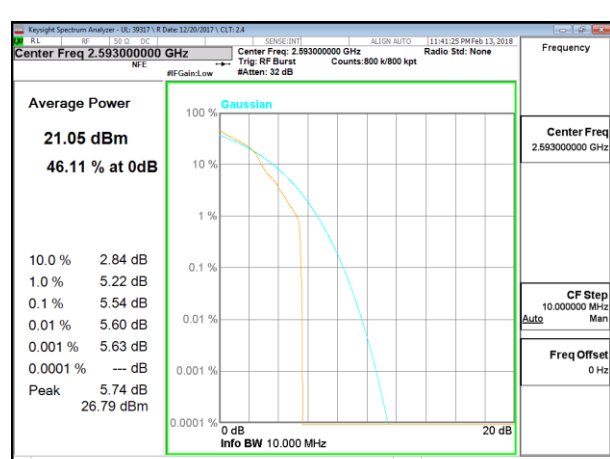
LTE B41 10MHz QPSK Middle Channel



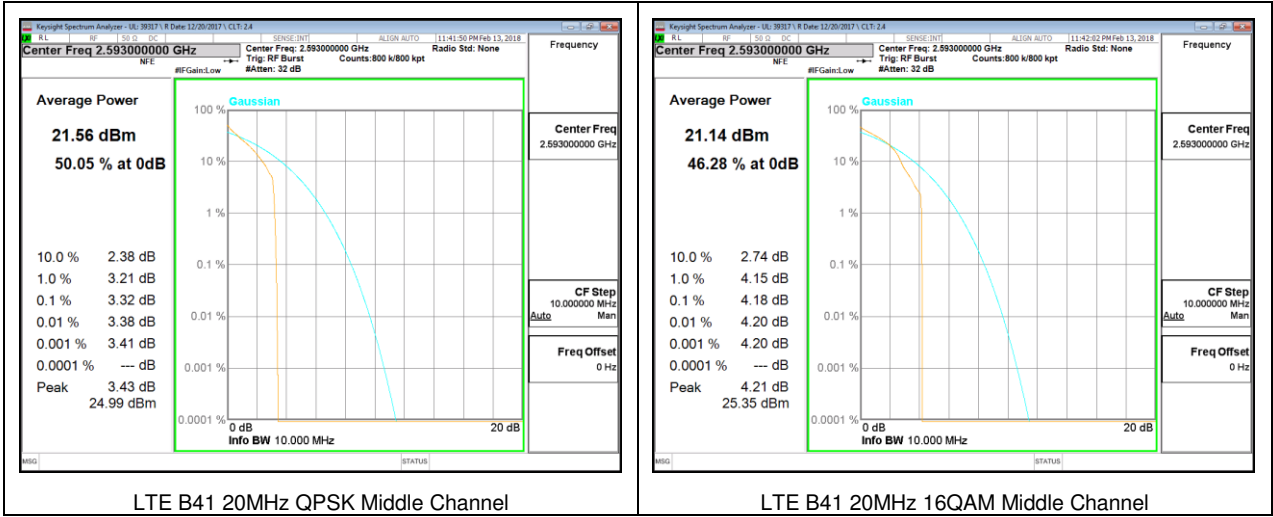
LTE B41 10MHz 16QAM Middle Channel



LTE B41 15MHz QPSK Middle Channel



LTE B41 15MHz 16QAM Middle Channel



9. RADIATED TEST RESULTS

9.1. FIELD STRENGTH OF SPURIOUS RADIATION

RULE PART(S)

FCC: §2.1053, §22.917, §24.238, §27.53

LIMIT

FCC: §22.917(a), §24.238(a), §27.53 (g), (h)

The power of any emission outside of the authorized operating frequency ranges must be attenuated below the transmitting power (P) by a factor of at least $43 + 10 \log (P)$ dB.

FCC: §27.53 (Band 13)

(c) The power of any emission outside of the authorized operating frequency ranges must be attenuated below the transmitting power (P) by a factor of at least $43 + 10 \log (P)$ dB.

(f) Emissions in the band 1559-1610 MHz shall be limited to -70 dBW/MHz equivalent isotropically radiated power (EIRP) for wideband signals. (-70 dBW/MHz = -40 dBm/MHz).

FCC: §27.53 (a) (Band 30)

For mobile and portable stations operating in the 2305-2315 MHz: by a factor of not less than $43 + 10 \log (P)$ dB on all frequencies between 2360 and 2365 MHz, and not less than $70 + 10 \log (P)$ dB above 2365 MHz.

FCC: §27.53 (m) (Band 7, 41)

At least $55 + 10 \log (P)$ dB on all frequencies more than X megahertz from the channel edge, where X is the greater of 6 megahertz or the actual emission bandwidth as defined in paragraph (m)(6) of this section.

FCC: §96.41 (Band 42)

(e) 3.5 GHz Emissions and Interference Limits—

(2) Additional protection levels. Notwithstanding paragraph (d)(1) of this section, the conducted power of any emissions below 3530 MHz or above 3720 MHz shall not exceed -40 dBm/MHz.

TEST PROCEDURE

KDB 971168 D01 v03 / D02 v02r01

TIA-603-E, Section 2.2.12.

MODES TESTED

- GSM 850
- GSM 1900
- WCDMA Band 5
- LTE Band 4
- LTE Band 5
- LTE Band 7
- LTE Band 12
- LTE Band 13
- LTE Band 41

RESULTS

9.1.1. GSM

| UL Verification Services, Inc. Above 1GHz High Frequency Substitution Measurement | | | | | | | | | | UL Verification Services, Inc. Above 1GHz High Frequency Substitution Measurement | | | | | | | | | |
|--|---------------------|-------------------------|-----------------|----------------|----------------|---------------|----------------|---------------|-------|--|---------------------|--------------------------|-----------------|----------------|----------------|---------------|----------------|---------------|-------|
| Company: | | SOMC | | | | | | | | Company: | | SOMC | | | | | | | |
| Project #: | | 12132671 | | | | | | | | Project #: | | 12132671 | | | | | | | |
| Date: | | 2/16/2018 | | | | | | | | Date: | | 2/16/2018 | | | | | | | |
| Test Engineer: | | 39005 RA | | | | | | | | Test Engineer: | | 39005 RA | | | | | | | |
| Configuration: | | EUT + Support Equipment | | | | | | | | Configuration: | | EUT + Support Equipment | | | | | | | |
| Location: | | Chamber A | | | | | | | | Location: | | Chamber A | | | | | | | |
| Mode: | | GPRS 850 MHz Harmonics | | | | | | | | Mode: | | EGPRS 850 MHz Harmonics | | | | | | | |
| f MHz | SG reading (dBm) | Ant. Pol. (H/V) | Distance (m) | Preamp (dB) | Filter (dB) | EIRP (dBm) | Limit (dBm) | Delta (dB) | Notes | f MHz | SG reading (dBm) | Ant. Pol. (H/V) | Distance (m) | Preamp (dB) | Filter (dB) | EIRP (dBm) | Limit (dBm) | Delta (dB) | Notes |
| Low Ch, 824.2MHz | | | | | | | | | | Low Ch, 824.2MHz | | | | | | | | | |
| 1648.40 | -26.3 | V | 3.0 | 37.0 | 1.0 | -62.3 | -13.0 | -49.3 | | 1648.40 | -26.4 | V | 3.0 | 37.0 | 1.0 | -62.4 | -13.0 | -49.4 | |
| 2472.60 | -23.6 | V | 3.0 | 36.4 | 1.0 | -59.1 | -13.0 | -46.1 | | 2472.60 | -23.4 | V | 3.0 | 36.4 | 1.0 | -58.8 | -13.0 | -45.8 | |
| 3296.80 | -23.3 | V | 3.0 | 36.2 | 1.0 | -58.5 | -13.0 | -45.5 | | 3296.80 | -23.7 | V | 3.0 | 36.2 | 1.0 | -58.8 | -13.0 | -45.8 | |
| 1648.40 | -26.0 | H | 3.0 | 37.0 | 1.0 | -62.1 | -13.0 | -49.1 | | 1648.40 | -26.3 | H | 3.0 | 37.0 | 1.0 | -62.3 | -13.0 | -49.3 | |
| 2472.60 | -25.9 | H | 3.0 | 36.4 | 1.0 | -61.3 | -13.0 | -48.3 | | 2472.60 | -26.1 | H | 3.0 | 36.4 | 1.0 | -61.6 | -13.0 | -48.6 | |
| 3296.80 | -23.2 | H | 3.0 | 36.2 | 1.0 | -58.4 | -13.0 | -45.4 | | 3296.80 | -23.3 | H | 3.0 | 36.2 | 1.0 | -58.5 | -13.0 | -45.5 | |
| Mid Ch, 836.6MHz | | | | | | | | | | Mid Ch, 836.6MHz | | | | | | | | | |
| 1673.20 | -25.9 | V | 3.0 | 37.0 | 1.0 | -61.9 | -13.0 | -48.9 | | 1673.20 | -26.0 | V | 3.0 | 37.0 | 1.0 | -62.0 | -13.0 | -49.0 | |
| 2509.80 | -23.6 | V | 3.0 | 36.4 | 1.0 | -59.0 | -13.0 | -46.0 | | 2509.80 | -23.6 | V | 3.0 | 36.4 | 1.0 | -59.1 | -13.0 | -46.1 | |
| 3346.40 | -23.3 | V | 3.0 | 36.1 | 1.0 | -58.5 | -13.0 | -45.5 | | 3346.40 | -23.4 | V | 3.0 | 36.1 | 1.0 | -58.6 | -13.0 | -45.6 | |
| 1673.20 | -26.4 | H | 3.0 | 37.0 | 1.0 | -62.4 | -13.0 | -49.4 | | 1673.20 | -26.4 | H | 3.0 | 37.0 | 1.0 | -62.4 | -13.0 | -49.4 | |
| 2509.80 | -24.1 | H | 3.0 | 36.4 | 1.0 | -59.5 | -13.0 | -46.5 | | 2509.80 | -24.1 | H | 3.0 | 36.4 | 1.0 | -59.6 | -13.0 | -46.6 | |
| 3346.40 | -23.2 | H | 3.0 | 36.1 | 1.0 | -58.4 | -13.0 | -45.4 | | 3346.40 | -23.5 | H | 3.0 | 36.1 | 1.0 | -58.7 | -13.0 | -45.7 | |
| High Ch, 848.8MHz | | | | | | | | | | High Ch, 848.8MHz | | | | | | | | | |
| 1697.60 | -26.4 | V | 3.0 | 37.0 | 1.0 | -62.3 | -13.0 | -49.3 | | 1697.60 | -26.5 | V | 3.0 | 37.0 | 1.0 | -62.4 | -13.0 | -49.4 | |
| 2546.40 | -23.7 | V | 3.0 | 36.4 | 1.0 | -59.1 | -13.0 | -46.1 | | 2546.40 | -23.7 | V | 3.0 | 36.4 | 1.0 | -59.1 | -13.0 | -46.1 | |
| 3395.20 | -23.2 | V | 3.0 | 36.1 | 1.0 | -58.3 | -13.0 | -45.3 | | 3395.20 | -23.4 | V | 3.0 | 36.1 | 1.0 | -58.5 | -13.0 | -45.5 | |
| 1697.60 | -26.0 | H | 3.0 | 37.0 | 1.0 | -61.9 | -13.0 | -48.9 | | 1697.60 | -26.2 | H | 3.0 | 37.0 | 1.0 | -62.1 | -13.0 | -49.1 | |
| 2546.40 | -23.4 | H | 3.0 | 36.4 | 1.0 | -58.8 | -13.0 | -45.8 | | 2546.40 | -23.8 | H | 3.0 | 36.4 | 1.0 | -59.2 | -13.0 | -46.2 | |
| 3395.20 | -23.3 | H | 3.0 | 36.1 | 1.0 | -58.4 | -13.0 | -45.4 | | 3395.20 | -23.5 | H | 3.0 | 36.1 | 1.0 | -58.6 | -13.0 | -45.6 | |
| GSM 850MHz GPRS | | | | | | | | | | GSM 850MHz EGPRS | | | | | | | | | |
| UL Verification Services, Inc. Above 1GHz High Frequency Substitution Measurement | | | | | | | | | | UL Verification Services, Inc. Above 1GHz High Frequency Substitution Measurement | | | | | | | | | |
| Company: | | SOMC | | | | | | | | Company: | | SOMC | | | | | | | |
| Project #: | | 12132671 | | | | | | | | Project #: | | 12132671 | | | | | | | |
| Date: | | 2/16/2018 | | | | | | | | Date: | | 2/16/2018 | | | | | | | |
| Test Engineer: | | 39005 RA | | | | | | | | Test Engineer: | | 39005 RA | | | | | | | |
| Configuration: | | EUT + Support Equipment | | | | | | | | Configuration: | | EUT + Support Equipment | | | | | | | |
| Location: | | Chamber A | | | | | | | | Location: | | Chamber A | | | | | | | |
| Mode: | | GPRS 1900 MHz Harmonics | | | | | | | | Mode: | | EGPRS 1900 MHz Harmonics | | | | | | | |
| f MHz | SG reading (dBm) | Ant. Pol. (H/V) | Distance (m) | Preamp (dB) | Filter (dB) | EIRP (dBm) | Limit (dBm) | Delta (dB) | Notes | f MHz | SG reading (dBm) | Ant. Pol. (H/V) | Distance (m) | Preamp (dB) | Filter (dB) | EIRP (dBm) | Limit (dBm) | Delta (dB) | Notes |
| Low Ch, 1850.2MHz | | | | | | | | | | Low Ch, 1850.2MHz | | | | | | | | | |
| 3700.40 | -18.3 | V | 3.0 | 35.9 | 1.0 | -53.2 | -13.0 | -40.2 | | 3700.40 | -18.5 | V | 3.0 | 35.9 | 1.0 | -53.4 | -13.0 | -40.4 | |
| 5550.60 | -14.1 | V | 3.0 | 35.5 | 1.0 | -48.6 | -13.0 | -35.6 | | 5550.60 | -14.0 | V | 3.0 | 35.5 | 1.0 | -48.5 | -13.0 | -35.5 | |
| 7400.80 | -13.9 | V | 3.0 | 35.7 | 1.0 | -48.6 | -13.0 | -35.6 | | 7400.80 | -13.9 | V | 3.0 | 35.7 | 1.0 | -48.7 | -13.0 | -35.7 | |
| 3700.40 | -17.9 | H | 3.0 | 35.9 | 1.0 | -52.8 | -13.0 | -39.8 | | 3700.40 | -18.0 | H | 3.0 | 35.9 | 1.0 | -52.8 | -13.0 | -39.8 | |
| 5550.60 | -14.4 | H | 3.0 | 35.5 | 1.0 | -48.9 | -13.0 | -35.9 | | 5550.60 | -14.3 | H | 3.0 | 35.5 | 1.0 | -48.8 | -13.0 | -35.8 | |
| 7400.80 | -13.5 | H | 3.0 | 35.7 | 1.0 | -48.2 | -13.0 | -35.2 | | 7400.80 | -13.5 | H | 3.0 | 35.7 | 1.0 | -48.2 | -13.0 | -35.2 | |
| Mid Ch, 1880MHz | | | | | | | | | | Mid Ch, 1880MHz | | | | | | | | | |
| 3760.00 | -17.9 | V | 3.0 | 35.8 | 1.0 | -52.7 | -13.0 | -39.7 | | 3760.00 | -18.3 | V | 3.0 | 35.8 | 1.0 | -53.1 | -13.0 | -40.1 | |
| 5640.00 | -13.4 | V | 3.0 | 35.5 | 1.0 | -47.9 | -13.0 | -34.9 | | 5640.00 | -13.8 | V | 3.0 | 35.5 | 1.0 | -48.3 | -13.0 | -35.3 | |
| 7520.00 | -13.9 | V | 3.0 | 35.7 | 1.0 | -48.6 | -13.0 | -35.6 | | 7520.00 | -13.9 | V | 3.0 | 35.7 | 1.0 | -48.6 | -13.0 | -35.6 | |
| 3760.00 | -18.3 | H | 3.0 | 35.8 | 1.0 | -53.1 | -13.0 | -40.1 | | 3760.00 | -18.3 | H | 3.0 | 35.8 | 1.0 | -53.1 | -13.0 | -40.1 | |
| 5640.00 | -14.1 | H | 3.0 | 35.5 | 1.0 | -48.5 | -13.0 | -35.5 | | 5640.00 | -14.1 | H | 3.0 | 35.5 | 1.0 | -48.6 | -13.0 | -35.6 | |
| 7520.00 | -13.0 | H | 3.0 | 35.7 | 1.0 | -47.7 | -13.0 | -34.7 | | 7520.00 | -13.1 | H | 3.0 | 35.7 | 1.0 | -47.9 | -13.0 | -34.9 | |
| High Ch, 1909.8MHz | | | | | | | | | | High Ch, 1909.8MHz | | | | | | | | | |
| 3819.60 | -17.6 | V | 3.0 | 35.8 | 1.0 | -52.3 | -13.0 | -39.3 | | 3819.60 | -17.9 | V | 3.0 | 35.8 | 1.0 | -52.7 | -13.0 | -39.7 | |
| 5729.40 | -15.0 | V | 3.0 | 35.5 | 1.0 | -49.5 | -13.0 | -36.5 | | 5729.40 | -15.1 | V | 3.0 | 35.5 | 1.0 | -49.6 | -13.0 | -36.6 | |
| 7639.20 | -13.2 | V | 3.0 | 35.8 | 1.0 | -48.0 | -13.0 | -35.0 | | 7639.20 | -13.3 | V | 3.0 | 35.8 | 1.0 | -48.0 | -13.0 | -35.0 | |
| 3819.60 | -18.7 | H | 3.0 | 35.8 | 1.0 | -53.5 | -13.0 | -40.5 | | 3819.60 | -18.7 | H | 3.0 | 35.8 | 1.0 | -53.5 | -13.0 | -40.5 | |
| 5729.40 | -14.8 | H | 3.0 | 35.5 | 1.0 | -49.3 | -13.0 | -36.3 | | 5729.40 | -14.8 | H | 3.0 | 35.5 | 1.0 | -49.4 | -13.0 | -36.4 | |
| 7639.20 | -13.6 | H | 3.0 | 35.8 | 1.0 | -48.3 | -13.0 | -35.3 | | 7639.20 | -13.6 | H | 3.0 | 35.8 | 1.0 | -48.3 | -13.0 | -35.3 | |
| GSM 1900MHz GPRS | | | | | | | | | | GSM 1900MHz EGPRS | | | | | | | | | |