

## **SAR Test Setup Photographs**


- Head SAR Test Photo
- Body SAR Test Photo

## ■ Test Setup Photo (Liquid depth)

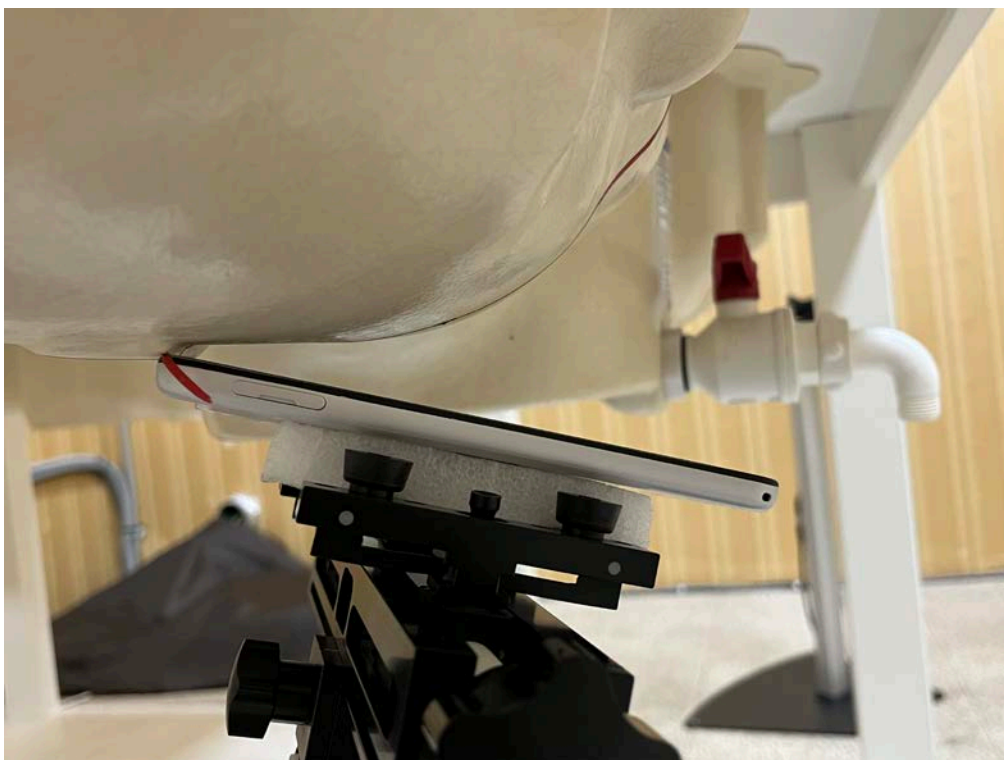


Note: The liquid depth is maintained at a minimum depth of 15 cm to minimize reflections from the upper surface.

■ Test Setup Photo (Head SAR Test Photo)




■ Test Setup Photo (Right Head)






## ■ Test Setup Photo (Head SAR Test Photo)



## ■ Test Setup Photo (Left Head)






## ■ Test Setup Photo (Body SAR Test Photo)




■ Test Setup Photo (Top\_10 mm)






■ Test Setup Photo (Bottom\_10 mm)



■ Test Setup Photo (Front\_10 mm)



■ Test Setup Photo (Rear\_10 mm)





■ Test Setup Photo (Left\_10 mm)

