Skullcandy

USER GUIDE

Dime 2 Series

Dime 2

Scan to get started.
Balayez pour commencer.
Warranty information at: skullcandy.com/warranty
Renseignements sur la garantie à: skullcandy.com/warranty

Auto Pair Mode

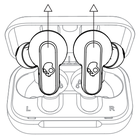

Pairing Mode
Mode Couplage
Modo De Vinculación
Modalità Di Accoppiamento
Modo Emparelhamento
Koppelmodus
Pairmodus
Pardannelsestilstand
Latauparin Muodostustila
Sammenkoblingsmodus
Parningsläge
Режим Сопряжения
配对模式
ペアリングモード
페어링 모드
وضع الإقران

Auto Power - On

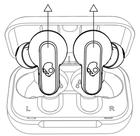

Power - On
On
Encendido
Accensione
Ligar
Ein
Aan-
Tænd
Virta Päälle
Strøm Av
Ström Av
Включить
开机
電源 - On
전원 켜기
تشغيل

Auto Power - Off

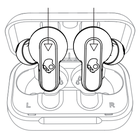

Power - Off
Off
Apagado
Spegnimento
Desligar
Aus
Uitzetting
Sluk For Strøm
Pois
Av
På
выключить Питание
关机
電源 - Off
끄기
إيقاف التشغيل

Charge Earbuds

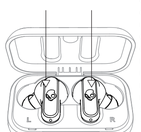

Charge Earbuds
Recharger Les Écouteurs
Audífonos De Carga
Carica Gli Auricolari
Carregar Auriculares
Kopfhörer Aufladen
Opladen Oordoppen
Ladad Hörselskydden
Lataa Nappikuulokkeet
Lade Øreplugger
Ladda Öronsnäckor
Наушники С Аккумулятором
为耳机充电
イヤホンを充電
이어버드를 충전하세요
شحن سماعات الأذن

Charge Case

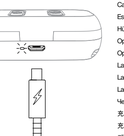

Charge Case
Recharger L'étui
Estuche De Carga
Carica La Custodia
Estojo De Carregamento
Hülle Aufladen
Oplaadetui
Opladeretui
Lataa Kotelo
Ladingsæske
Laddningsfodral
Чехол+аккумулятор
充电座
充電ケース
케이스를 충전하세요
شحن العلبة

Pairing Mode

Left Side or Right Side
*Off Mode

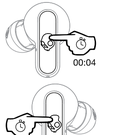

Pairing Mode
Mode Couplage
Modo De Vinculación
Modalità Di Accoppiamento
Modo Emparelhamento
Koppelmodus
Pairmodus
Pardannelsestilstand
Latauparin Muodostustila
Sammenkoblingsmodus
Parningsläge
Режим Сопряжения
配对模式
ペアリングモード
페어링 모드
وضع الإقران

Pair New Device

"Dime 2":

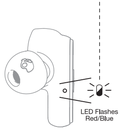

Pair New Device
Coupler Nouvel Appareil
Vincular Nuevo Dispositivo
Accoppia Nuovo Dispositivo
Emparelhar Novo Dispositivo
Mit Neuem Gerät Koppeln
Nieuw Apparaat Paren
Parzan Ny Enhed
Muodosta Uusi Laitepari
Sammenkoble Ny Enhet
Para Ny Enhet
Сопряжение Нового Устройства
配对新设备
新しいデバイスをペアリング
새 기기 짝맞추기
إقران جهاز جديد

Power - On

Left Side or Right Side

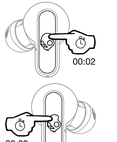

Power-On
On/off
Encendido
Accensione
Ligar
Ein
Aan-
Tænd
Virta Päälle
Strøm Av
Ström Av
Включить
开机
電源 - On
전원 켜기
تشغيل

Power - Off

Left Side or Right Side

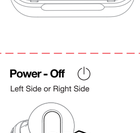

Power- Off
Off
Apagado
Spegnimento
Desligar
Aus
Uitzetting
Sluk For Strøm
Pois
Av
På
выключить Питание
关机
電源 - Off
끄기
إيقاف التشغيل

Play/Pause

Left Side or Right Side

Play/pause
Lecture/pause
Reproducir/pausar
Riproduci/pausa
Afspeelknop/pauzeren
Wiedergabe/pause
Afspeel/pauzeren
Afspil/pause
Toisto/tauko
Spill/pause
Spela Upp/pausa
Воспроизведение/пауза
播放/暂停
再生 / 一時停止
재생/일시 정지
تشغيل مقطع/إيقاف مؤقت

Track Forward

Right Side

Track Forward
Piste Suivante
Adelantar
Brano Successivo
Fasta Seguinte
Nächster Titel
Volgend Nummer
Skift Til Næste Musiknummer
Kelaus Eteenpäin
Neste Spor
Nästa Ljudspår
Переключение На 1 Трек Вперед
下一曲目
次のトラックを再生する
다음 트랙으로
التالي مسار

Track Back

Left Side

Track Back
Piste Précédente
Retroceder
Brano Precedente
Faixa Anterior
Vorangehender Titel
Vorig Nummer
Musiknummer Tilbage
Kelaus Taakseapäin
Forige Spor
Byta Til Föregående Spår
Переключение На 1 Трек Назад
上一曲目
前のトラックを再生する
이전 트랙으로 돌아가
مسار سابق

Volume Up

Right Side

Volume Up
Volume +
Subir Volumen
Aumento Volume
Aumentar O Volume
Lautstärke Erhöhen
Volume Omhoog
Skru Op For Lydstyrken
Äänenvoimakkuuden Lisäys
Volum Opp
Öka Volymen
Увеличение Громкости
音量增大
音量を上げる
음량 높이기
رفع مستوى الصوت

Volume Down

Left Side

Volume Down
Volume -
Bajar Volumen
Reducione Volume
Diminuir O Volume
Lautstärke Senken
Volume Omlaag
Skru Ned For Lydstyrken
Äänenvoimakkuuden Vähennys
Volum Ned
Sänka Volymen
Уменьшение Громкости
音量減少
音量を下げる
볼륨 낮추기
خفض مستوى الصوت

Answer/End

Left Side or Right Side

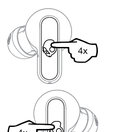

Answer/end
Répondre/fin
Responder/colgar
Resposta/fine
Ætender/desligar
Annehmen/beenden
Besvar/afslut
Vastaus/lopetus
Svar/avlutt
Svara/lägg På
Ответить/закончить
接听/结束
応答 / 終了
전화 받기/끊기
الرد/إنهاء

Activate Voice Assistant

Left Side or Right Side

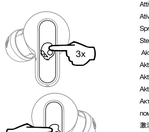

Activate Voice Assistant
Activer l'assistant vocal
Activar el asistente de voz
Attivare assistente vocale
Ativar assistente de voz
Sprachassistenten aktivieren
Stemmhjelp activeren
Aktivér talestøtte
Aktivoi ääniohjain
Aktiver taleassistent
Aktivera röstassistent
Активировать голосовой помощник
激活语音助理
ボイスアシスタントをアクティベートする
음성 인식 기능 활성
تنشيط المساعد الصوتي

Clear Paired Device

Left OR Right Side
*Both Buds Powered ON
*Not Connected to Device

Reset Device
Réinitialiser l'appareil
Reiniciar el Dispositivo
Ripristina Dispositivo
Reinicie o Dispositivo
Rücksetzeinrichtung
Reset het Apparaat
Nulstil Enhed
Nollaa Laite
Nulstil Enhed
Återställ Enhet
Сброс устройства
重置设备
デバイスをリセットする
기기 재설정
إعادة ضبط الجهاز

Find With Tile™

Both Earbuds
*Tile App Required

Pair Tile™
Associer Tile™
Emparejar Tile™
Abbinare Tile™
Emparelhar Tile™
Tile™ koppeln
Mat Tile™ kopplen
Par med Tile™
Muodosta Tile™-lataspari
Sammenkobler med Tile™
Para Tile™
Привязать Tile™
配对 Tile™
Tile™ をペアリングする
Tile™ 페어링하기
زوج Tile TM

Re-Sync Earbuds

Both Earbuds
*While On
*Bluetooth Disconnected

Re-sync earbuds
Re-synchroniser les écouteurs
Volver a sincronizar los auriculares
Riconnettere gli auricolari
Sincronizar novamente os fones de ouvido
Synchronisieren Sie die Ohrhörer erneut.
Synkroniser ørestøtterne igen
Synchroniseer de oordoppies opnieuw
Synkronoi korvanapit uudelleen
Synkronisera öronsnäckorna igen
Synkroniser ørepluggene på nytt
Повторно синхронизировать наушники
重新同步耳塞
イヤフォンを再同期する
이어 버드 재 동기화
إعادة مزامنة سماعات الأذن

FCC Compliance Statement

This device complies with Part 15 of the FCC Rules. Operation is subject to the following two conditions: (1) this device may not cause harmful interference, and (2) this device must accept any interference received, including interference that may cause undesired operation.

Changes or modifications not expressly approved by the party responsible for compliance could void the user's authority to operate the equipment.

This equipment has been tested and found to comply with the limits for a Class B digital device, pursuant to Part 15 of the FCC Rules. These limits are designed to provide reasonable protection against harmful interference in a residential installation. This equipment generates, uses and can radiate radio frequency energy and, if not installed and used in accordance with the instructions, may cause harmful interference to radio communications. However, there is no guarantee that interference will not occur in a particular installation.
If this equipment does cause harmful interference to radio or television reception, which can be determined by turning the equipment off and on, the user is encouraged to try to correct the interference by one or more of the following measures:

EN Contains Li-ion battery. Battery must be recycled or disposed of properly.
FR Contient une batterie Li-ion.La batterie doit être recyclée ou jetée correctement.
ES Contiene una batería Li-ion. La batería debe ser reciclada o desechada adecuadamente.

IC Compliance Statement

L'émetteur/récepteur exempt de licence contenu dans le présent appareil est conforme aux CNR d'Innovation, Sciences et Développement économique Canada applicables aux appareils radio exempts de licence. L'exploitation est autorisée aux deux conditions suivantes :(1)L'appareil ne doit pas produire de brouillage; (2)L'appareil doit accepter tout brouillage radioélectrique subi, même si le brouillage est susceptible d'en compromettre le fonctionnement.

Questions Visit: www.skullcandy.com Si vous avez des questions, allez sur : www.skullcandy.com Si tienes dudas, visita: www.skullcandy.com
Domande Visitare il sito: www.skullcandy.com Fragen Besuch: www.skullcandy.com
Voor vragen bezoek: www.skullcandy.com Por spørgsmål se: www.skullcandy.com Vastauksia löytyy: www.skullcandy.com
Для вопросов, посетите: www.skullcandy.com Spørsmål besøk: www.skullcandy.com Vid frågor, besök: www.skullcandy.com
質問がある場合はこちらをご覧ください: www.skullcandy.com 질문 있으시면 방문하세요: www.skullcandy.com
أو زيارة موقعنا www.skullcandy.com لمزيد من المعلومات www.skullcandy.com

ISED SAR Compliance Statement

This equipment complies with ISED radiation exposure limits set forth for an uncontrolled environment. End user must follow the specific operating instructions for satisfying RF exposure compliance. This transmitter must not be co-located or operating in conjunction with any other antenna or transmitter.
The portable device is designed to meet the requirements for exposure to radio waves established by the ISED. These requirements set a SAR limit of 1.6 W/kg averaged over one gram of tissue. The highest SAR value reported under this standard during product certification for use when properly worn on the head, Cet équipement est conforme aux limites d'exposition aux rayonnements ISED établies pour un environnement non contrôlé. L'utilisateur final doit suivre les instructions spécifiques pour satisfaire les normes. Cet émetteur ne doit pas être co-implanté ou fonctionner en conjonction avec toute autre antenne ou transmetteur.
Le dispositif portatif est conçu pour répondre aux exigences d'exposition aux ondes radio établie par le développement énergétique DURABLE. Ces exigences un SAR limite de 1,6 W/kg en moyenne pour un gramme de tissu. La valeur SAR la plus élevée signalée en vertu de cette norme lors de la certification de produit à utiliser lorsqu'il est correctement porté sur la tête,

EN Speaker Driver: 8mm. Impedance: 16 Ohms, THD <2%@1kHz. Voltage Regulator: SVerⅢ315A, Bluetooth® 5.2, Frequency Band: 2402MHz – 2480MHz, Maximum Power: 9.64dBm, Weight: 32g.
FR Driver Président: 8mm. Impédance: 16 Ohms, THD <2%@1kHz. Tension: SVerⅢ315A, Bluetooth® 5.2, Bande de fréquence: 2402MHz – 2480MHz, Puissance Maximum: 9.64dBm, Poids: 32g.
ES Controlador del altavoz: 8mm. Impedancia: 16 Ohms, THD <2%@1kHz. Voltaje: SVerⅢ315A, Bluetooth® 5.2, Banda de frecuencia: 2402MHz – 2480MHz, Poder Máximo: 9.64dBm, Peso: 32g.
DE Lautsprecher-Treiber: 8mm. Impedanz: 16 Ohm, THD <2%@1kHz. Spannungsregelung: SVerⅢ315A, Bluetooth® 5.2, Frequenzband: 2402MHz – 2480MHz, Maximale Performance: 9.64dBm, Gewicht: 32g.
JP スピーカードライバー：ミリ2メートル, インピーダンス：16オーム, THD <2%@1KHz的, 電圧レギュレーション：SVerⅢ315A, BlueotoothⅤ5.2, 周波数帯: 2402MHz – 2480MHz, 最大パフォーマンス: 9.64dBm, 重量：32グラム。
ZH 扬声器驱动器：8毫米。阻抗：16欧姆，THD <2%@1KHz。电压调节：SVerⅢ315A, 蓝牙5.2, 频带: 2402MHz – 2480MHz, 最高功率: 9.64dBm。重量：32克。
KR 스피커 드라이버: 8mm. 임피던스: 16 Ohms, THD <2%@1KHz. 전압 레귤레이터: SVerⅢ315A, 블루투스 5.2, 주파수 대역: 2402MHz – 2480MHz, 최대 출력: 9.64dBm, 무게: 32그램.
AR مكبر الصوت: 8مم. المعاوقة: 16 أوم، THD <2%@1kHz. الجهد: SVerⅢ315A، البلوتوث® 5.2، نطاق التردد: 2402MHz – 2480MHz، الحد الأقصى للطاقة: 9.64dBm، الوزن: 32جرام.

Skullcandy, and other marks are registered trademarks of Skullcandy Inc. All rights reserved. **FR** Skullcandy, et les autres marques sont des marques déposées de Skullcandy Inc. Tous droits réservés. **ES** Skullcandy, y las demás marcas son marcas registradas de Skullcandy Inc. Todos los derechos reservados.

EN Maximum operating temperature 45°C.
FR Température maximale de fonctionnement 45°C.
ES Temperatura máxima de funcionamiento 45°C.
DE Maximale Betriebstemperatur 45°C.
JP 最高使用温度45℃です。
ZH 最高工作温度 45°C。

CAUTION
Risk of explosion if the battery is replaced by an incorrect typedisposal of a battery into fire or a hot oven, or mechanically crushing or cutting of a battery, that can result in an explosionexplosion of a battery in an extremely high temperature surrounding environment that can result in an explosion or the leakage of flammable liquid or gas, that may result in an explosion or the leakage of flammable liquid or gas.

Skullcandy

1 YEAR GLOBAL WARRANTY

1 Year Global Limited Warranty

United States of America and Canada Product Purchase Only
Skullcandy products are backed by a 1 year limited warranty. If at any time during the 1 year warranty period, we will make it right. For Guarantee Claims, Questions and Terms & Conditions visit www.skullcandy.com/warranty or email us at 1-855-MYSKULL.

Garantie Globale Limitée d'un An

Achats Effectués au Canada et Aux États-Unis Seulement
Les produits Skullcandy sont couverts par une garantie limitée d'un an. Si, au cours de la période de garantie d'un an, nous nous engageons à vous rendre justice. Pour des réclamations de garantie, des questions et les conditions générales, visite le site www.skullcandy.com/warranty ou appelle-nous au 1-855-MYSKULL.

Product Purchases Outside The United States of America and Canada
Skullcandy products are backed by a 1-year limited warranty. If at any time during the 1 year warranty period, we will make it right. For Guarantee Claims, Questions, and Terms & Conditions visit www.skullcandy.com/warranty or email us at hello@skullcandy.com

Achats effectués à l'extérieur du Canada et des États-Unis
Les produits Skullcandy sont couverts par une garantie limitée d'un an. Si, au cours de la période de garantie d'un an, nous nous engageons à vous rendre justice. Pour des réclamations de garantie, des questions et les conditions générales, visite le site www.skullcandy.com/warranty ou écrivez-nous à hello@skullcandy.com

Compras de productos fuera de Estados Unidos de América y Canadá
Los productos Skullcandy cuentan con una garantía limitada de 1 año. Si no funciona como prometimos, lo arreglaremos. Para reclamaciones de garantía, preguntas y condiciones, visita www.skullcandy.com/warranty o envíanos un correo electrónico a hello@skullcandy.com

Productos adquiridos dentro de Norteamérica y Estados Unidos
Productos con Skullcandy cuentan con una garantía limitada de 1 año. Si, en cualquier momento durante el período de garantía de 1 año, nos comprometemos a hacer lo correcto. Para reclamaciones de garantía, preguntas y condiciones generales, visite nuestro sitio web www.skullcandy.com/warranty o envíenos un correo a hello@skullcandy.com

Produtos Adquiridos Fora dos Estados Unidos da América e Canadá
Os produtos Skullcandy estão cobertos por uma garantia limitada de um ano. Se o produto não funcionar como prometido, nós o consertamos. Para reclamações de garantia, perguntas e termos e condições, visite www.skullcandy.com/warranty ou envie-nos um e-mail para hello@skullcandy.com

Acquisti di prodotti fuori dai Stati Uniti d'America e Canada
I prodotti Skullcandy sono coperti da una garanzia limitata di 1 anno. Se non funziona come abbiamo promesso, aggiustiamo le cose. Per richieste di garanzia, domande e Termini e Condizioni visita www.skullcandy.com/warranty o invaci un email all'indirizzo hello@skullcandy.com

Produktkäufe außerhalb der Vereinigten Staaten von Amerika und Kanada
Auf Skullcandy-Produkte gewährt wir eine begrenzte Garantie von 1 Jahr. Wenn Sie Produkt funktioniert nicht so, wie wir das versprochen haben! Wir sorgen für Abhilfe. Für Garantieansprüche, Fragen und AGB besuchen Sie www.skullcandy.com/warranty oder sende uns eine E-Mail an hello@skullcandy.com

Покупки продукции за пределами США и Канады
На изделия Skullcandy распространяется 1-летняя ограниченная гарантия. Если устройство не работает должным образом, мы обязуемся исправить ситуацию. Для гарантийных обязательств, вопросов и условий посетите сайт www.skullcandy.com/warranty или напишите нам по адресу hello@skullcandy.com

香港及澳門以外地區購買之產品
Skullcandy 產品享有一年有限保固。如果產品在保固期內遭到任何一個問題，我們會為您解決。保固索賠、問題以及條款請參閱 www.skullcandy.com/warranty，或是寄電子郵件至 hello@skullcandy.com

香港及澳門以內地區購買之產品
Skullcandy 產品享有一年有限保固。如果產品在保固期內遭到任何一個問題，我們會為您解決。保固索賠、問題以及條款請參閱 www.skullcandy.com/warranty，或是寄電子郵件至 hello@skullcandy.com

米国およびカナダにおける製品購入のみ適用
Skullcandy製品には1年間の限定保証が付いています。お客様がご満足しない場合には保証のもとで行いたいです。ご質問、保証クレーム、ご利用規約については www.skullcandy.com/warranty をご覧いただくか、hello@skullcandy.com までご連絡ください。

米国および米国以外の購入
Skullcandy製品には1年間の限定保証が付いています。お客様がご満足しない場合には保証のもとで行いたいです。ご質問、保証クレーム、ご利用規約については www.skullcandy.com/warranty をご覧いただくか、hello@skullcandy.com までご連絡ください。

미국 및 캐나다 제품 구매 전용
Skullcandy 제품은 1년 제한 보증으로 보증됩니다. 1년 보증 기간 중 언제든지 문제가 있으면 저희가 해결해 드리겠습니다. 보증 청구, 질문 및 이용 약관은 www.skullcandy.com/warranty 또는 1-855-MYSKULL 로 이메일을 보내십시오.

미국 및 캐나다 이외 지역 제품 구매
Skullcandy 제품은 1년 제한 보증으로 보증됩니다. 1년 보증 기간 중 언제든지 문제가 있으면 저희가 해결해 드리겠습니다. 보증 청구, 질문 및 이용 약관은 www.skullcandy.com/warranty 또는 hello@skullcandy.com 로 이메일을 보내십시오.

شراء المنتجات خارج الولايات المتحدة الأمريكية وكندا
تدعم منتجات Skullcandy ضمان محدود لمدة سنة واحدة. إذا في أي وقت خلال فترة الضمان لمدة سنة واحدة، سنقوم بإصلاحه. لمطالبات الضمان والأسئلة والشروط والأحكام، قم بزيارة www.skullcandy.com/warranty أو راسلنا عبر البريد الإلكتروني على hello@skullcandy.com

Skullcandy Inc.
6301 N Landmark Dr.
Park City, UT 84098 U.S.A.
Skullcandy.com

Canada
Skullcandy Canada ULC
329 Railway St. Unit 205
Vancouver, BC, V6A 1A4 Canada
Skullcandy.ca

Europe
Skullcandy Europe BV
Postbus 425
5500AK Veldhoven
Nederland
Skullcandy.eu

Skullcandy UK LTD
Andrews House
College Road
Guildford
GU1 4QB
Skullcandy.co.uk

Mexico
Skullcandy Mexico S de RL de CV
Anatolides 218
Polanco IV Section, Miguel Hidalgo
11550, Mexico City, Mexico
Skullcandy.mx

Hardware Version:
TWS20_RX_J_REV.E
TWS20_RX_R_REV.F
SMIQ2_REV.A (Charging Case)
Software Version:
V1.1.0.8 (earbuds)

© 2021 Skullcandy, Inc.
Skullcandy.com/patent-information

Dime 2

MODEL: S2DBW
S2DBBW
FCC ID: C3K-S2DBW
IC: 10486A-S2DBW

EN Made in Vietnam.
FR Fabriqué au Vietnam.
ES Hecho en Vietnam.
ZH 越南制造

R-C-Sku-S2DBW

SVerⅢ315A

EAC NOM-121-SCT1